

Problem Solvers

PROVEN PARTS FOR UNIQUE CHALLENGES



To help you resolve unique challenges and retrofit repairs, dahl has engineered a full line of innovative parts.



dahlvalve.com

OUR PROMISE



Your life's work deserves a lifetime warranty.

Quality products, responsive service, and a range of reliable plumbing solutions are what we proudly provide to our customers every day.



To help you resolve unique challenges and retrofit repairs, dahl has engineered a full line of innovative parts.



RETROFIT VALVE

511-41-31

Install a new valve in seconds



UNIVERSAL TEE

510-33-43-43

Turns angle stops into dual shut-offs



HOSE

521-04F-04

Quick 1/4 turn on or off



MALE PRESS VALVE

621-MP3-04

Easily installs into press fittings



WATER HAMMER ARRESTER

521-04F-04-WHA

The simple way to silence water hammer



NO SOLDER REPLACEMENT

521LB-33-33L

No need for a repair coupling



SKIRTED TOILET KIT

E33-2386-A

Don't cut open the wall - use dahl



FINISHING VALVE

511-33LE-31

Top quality finishing



TEST VALVE

521BLD-51-01L-51

Compact tool for air-testing piping systems



PARTITION STOP

E2310-442008


In-wall shutoff for multi-residential and light commercial applications

Retrofit Valves:

Add Supply Stops Without Cutting Existing Joints



QUICK 1/4 TURN



Applications:

- Bidets
- Faucets
- Dishwashers
- Icemakers
- Water filters
- Instant hot water



- Easily upgrade to a 1/4 turn **mini-ball™** valve in seconds
- Leave old joints in place and save time
- Fits 3/8", 1/2", or 5/8" OD compression connections
- Available in angle or straight pattern, dual outlet, and water hammer arrester options



PIGGYBACK

ONTO OLD VALVES OR ADAPTERS
WITH EASE!

STOPS



- Retrofit onto old valves instead of replacing them
- Retrofit onto adapters to install a shut-off valve

DUAL OUTLETS



- The quick way to hook up to dishwashers, icemakers, water filters, and instant hot water systems

WATER HAMMER ARRESTER STOP



- With integral AA ASSE 1010 Water Hammer Arrester
- Straight or angle pattern
- Female compression for supply stop and dishwasher applications

Universal Tee: The Most Flexible Solution for Multiple Hook-Ups

TURN SUPPLY STOPS INTO DUAL SHUT-OFF STOPS



REDUCE TRUCK INVENTORY with dahl Universal Tee

- Eliminates costly multiple dual shut-off inventory
- Simplifies installation
- Universal Fit: compatible with any 5/8" OD Comp (1/2" Nominal Pipe) Supply Stop



CARRY LESS STOCK WITH UNIVERSAL TEE

Use the stops already on your truck to build dual shut-offs on the spot. No need to carry every configuration or make extra trips to the supply house. With just two tee patterns, you can create over 20 dual shut-off setups. Each Universal Tee features a female compression connection with a swivel union nut, making it easy to dial in the perfect riser layout every time. **Fewer parts. More flexibility. Maximum efficiency.**

Hose-Mate™:

Convenient End-of-Hose Shut Off

**CONTRACTOR-GRADE FEMALE BY MALE HOSE SHUT-OFF VALVE
A RELIABLE RETROFIT FOR LEAKING HOSE BIBBS**




#521-04F-04



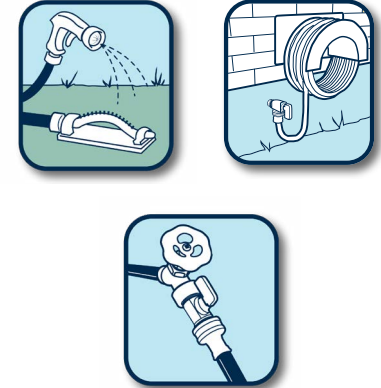
- Quick 1/4 turn on or off
- 250° F working temperature rating depending on the pipe type
- The female hose connection's heavy-duty gasket ensures a secure fit every time

dahl
Ask for it by name™

**INSTALL ONTO OTHER HOSE VALVES
IN SECONDS WITH ITS SMOOTH
FEMALE SWIVEL CONNECTION**



APPLICATIONS



Take control at the hose with Hose-Mate™—the ultimate end-of-hose shut-off

Whether you're dealing with a leaky hose bibb or just want to stop the hassle of running back to the tap, Hose-Mate™ puts water control right where you need it. It installs in seconds with no special tools, making it a quick, reliable retrofit that keeps your setup running smoothly.

Male Press: Easily Installs Into Press Fittings



Available As:

Supply Stops

Dual Outlet Stops

Supply Stops with Water Hammer Arrestor


In-line Stops

Hose Valves



COMPATIBLE WITH MOST PRESS FIT SYSTEMS

- Suitable for both plumbing and heating applications
- No soldering
- Installs easily, even on wet pipes
- Ideal for teeing off to humidifier, water filter, dishwasher, ice maker, and instant hot water system




#521-MP3-31

Built-in 1/2" CTS-compatible male press (street-style) fitting for quick, direct installs.



Water Hammer Arrester: The Simple Way to Silence Water Hammer

dahl 1/4 Turn Retrofit Supply Stop With Integral Water Hammer Arrester



DID YOU KNOW? Water hammer may result in:

- Noisy pipe banging and rattling
- Fitting failures
- Burst connectors
- Burst washing machine hoses, the primary cause of floods in homes
- Appliance solenoid failures - and these costly repairs are not covered by the appliance warranty

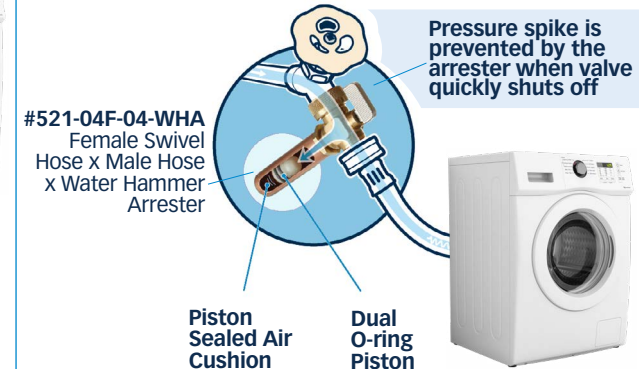


AVOID BANGING NOISES BY LETTING THE WATER HAMMER ARRESTER PREVENT THE SHOCK

Problem: Water Hammer



Solution: Prevent it!



Quick closing valves are found in:

- Washing machines
- Dishwashers
- Icemakers
- Single lever faucets
- Touchless automatic faucets
- Toilets


Certified to the ANSI/ASSE 1010 standard by the American Society of Sanitary Engineering.

Recommended by both the Uniform Plumbing Code (UPC) and International Plumbing Code (IPC).



No Solder Replacement Valve: No Need For A Repair Coupling

FOR 1/2" AND 3/4" COPPER PIPE



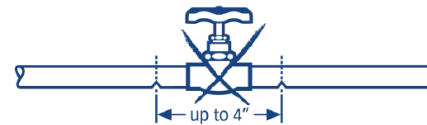
#521LB-33-33L
5/8 OD Comp x 5/8 OD Comp Long
with Drain/Waste



INSTALLS EASILY, EVEN ON WET PIPE!

3 EASY STEPS

1



Cut out old valves

2



Push long end of valve onto pipe

3



Slide valve back onto other end of pipe and tighten compression nuts


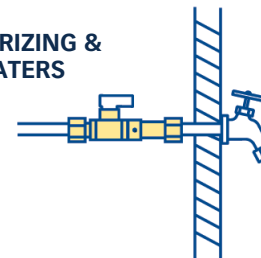


**NO SOLDERING
REQUIRED!**



- Better flow than old globe valves
- Replace old valves quickly
- Safe when soldering is not
- Available for 1/2" or 3/4" copper pipe

**FOR WINTERIZING &
WATER HEATERS**



Skirted Toilet Kit: Don't Cut Open the Wall - use dahl



#E33-2386-A



- Connects to existing pipe
- No wall cutting needed to relocate the pipe
- Quick 1/4-turn shut off
- Compact design
- Models for Copper, PEX, Iron, CPVC, and more



SKIP THE MESS, MOVE THE PIPE WITHOUT CUTTING THE WALL




BEFORE



THE HARD WAY

Standard supply stops require moving the pipe because the handle interferes with the toilet skirt.

AFTER



THE DAHL WAY

Our skirted toilet kit is designed to work with the existing pipe with no need for relocation.

Finishing Valves: Top Quality Finishing



A **mini-ball™** valve with an extension and deep bell escutcheon delivers a polished, professional appearance.



#611-PRPX3LE-31



A HIGH-QUALITY, POLISHED FINISH THAT CONCEALS THE ROUGH-IN



#611-33LE-31

- Ideal for toilets, pedestal sinks, and bidets
- No soldering required
- Models are available for copper, iron and PEX pipes
- Cover the stub-out pipe with the chrome finished coupling and rust proof escutcheon



Test Valves:

Compact Tool for Air-Testing Piping Systems



- Compact and lightweight for easy handling and storage
- Integral shut-off
- 1/4" female NPT outlets to accommodate pressure gauges, compressor quick connects, or snifter valves
- Long inlet connections allow for gauge clearance



COMPACT AND LIGHTWEIGHT WITH INTEGRAL SHUT-OFF



dahl Part #: 521BLD-51-04FL-51

1/4 FIP x Fem Swivel Hose Long

x 1/4 FIP



dahl Part #: 521BLD-51-01L-51

1/4 FIP x 1/2 MIP x 1/4 FIP

GAUGE SOLD BY OTHERS

APPLICATIONS:

WATER SUPPLY

- Connect the female hose model to hose bibbs
- Connect with a push-fitting adapter on the 1/2" male NPT inlet model to 1/2" Copper, PEX or CPVC rough-ins

DRAINAGE

- Connect the 1/2" male NPT inlet model to a 1/2" female NPT coupling in a flexible coupling



Partition Stop: In-Wall Shutoff for Multi-Residential & Light Commercial Applications



#E2310-442008

Isolate water supply to each unit in a multi-residential building. A discreet alternative to bulky access boxes, compact wall plates make installations more flexible in tight locations, and more subtle in exposed locations. The stainless steel Partition Stop Plate offers a sleek finishing option that can even be painted.

DISCRETE ALTERNATIVE TO BULKY ACCESS BOXES

- Replaceable cartridge available for every partition stop manufactured since 1965
- 6", 9", and 12" keys available
- No need to disassemble before soldering, solder in open position



ELIMINATES THE NEED FOR ACCESS BOXES



#E2310-442008



#9951 KEY



#E2330-442008



#9921 PARTITION
PLATE



#E9992



100% CANADIAN ROOTS, WORLD-CLASS MATERIALS

dahl is an independent, family-owned Canadian company that designs and engineers premium plumbing and heating valves. We manufacture in Canada and with trusted international partners, using high-quality brass sourced from the U.S. to ensure consistent quality and dependable delivery.



BACKED BY A LIFETIME WARRANTY

dahl's true lifetime warranty reflects our commitment to quality and durability. Our valves are guaranteed for the life of the installation—and the warranty transfers with the property.



EXTENSIVE RANGE OF PRODUCT SOLUTIONS

To meet the unique, ever-changing needs of professional plumbers and wholesalers, we're proud to offer a full array of product solutions - for plumbing jobs done right.



SUPERIOR CUSTOMER SERVICE

When you call dahl, you'll never have to deal with automated menus or bots. Real people answer your call, ready to provide the expert support you need - because great customer service should always be personal.



DURABLE, DEPENDABLE PERFORMANCE

Eliminate call backs. Install dahl valves once and trust our quality and durability to do the rest.

www.dahlvalve.com

1.800.268.5355 CAN Toll-Free
1.800.268.2363 U.S. Toll-Free
1.800.226.1801 CAN & U.S. Fax
sales@dahlvalve.com

