

2026 PRODUCT CATALOG

Back Your Name and Reputation With Ours



Go Heavy
with dahl



The dahl Difference

Our Mission

Connecting quality products and peace of mind to homes, businesses and people for a lifetime.

Our Vision

To be the leading supplier of the highest quality valves and fittings while providing the highest level of service excellence.

Our Values

INTEGRITY

TEAMWORK

SERVICE EXCELLENCE

GROWTH



dahl is all you need

Get your hands on a dahl valve and you'll immediately feel the heavyweight construction that sets us apart.

As an industry leader for over 70 years, we understand that quality materials and precision manufacturing are key to the long-term durability you rely on with dahl.

That's why dahl products are designed and engineered in Canada, with manufacturing at our Canadian facility and through trusted manufacturing partners in the U.S. and Europe. We carefully source brass, raw materials, and components from high-quality suppliers in Canada, U.S., and Europe to ensure lasting performance and reliability.

Our lifetime warranty shows that the word quality means something more at dahl.

When you want valves that stand the test of time and are backed with excellent customer service, **Go Heavy** with dahl in your plumbing projects.



TABLE OF CONTENTS



2026 PRODUCT CATALOG

The dahl Difference	2-3	Full Port Ball Valves	40-41
dahl Solution for Every Need	6-7	Globe Stops	42-44
Our Promise	8	Radiator Valves	45-46
dahl Problem Solvers	9	Test Valves	47
dahl mini-ball™ Part Number Guide	10-11	Kits	48
mini-ball™ Valves	12-13	Supply Kits	49
Supply Stops	14-17	Outlet Box Repair Kits	49
<i>QUICK GRIP™</i>	17	Skirted Toilet Kits	50
Finishing Valves	18	Tee + Valve Kits	50
Retrofit Valves	19	Fittings	51
Dual Outlet Valves	20-21	Adapters	52
Dual Shut-Off Valves	22-23	Elbows	53
No Solder Replacement Valves	24	Tees	54
Outlet Box Valves	25	Universal Tees	55
Hose & Boiler Drain	26-27	Repair Parts & Accessories	56-58
In-Line Stops & Isolation	28-30	Globe Valve Parts	57
Balancing Valves	31	Strapping	59-60
Petcocks & Gauge Cocks	32	Technical Information	61-62
Press Valves	33	dahl Lifetime Limited Warranty	63
Water Hammer Valves	34-37		
Optional Features	38-39		



100% CANADIAN ROOTS, WORLD-CLASS PARTNERS

dahl is an independent, family-owned, Canadian company that designs and engineers premium plumbing and heating valves. To complement our Canadian legacy, we work with trusted U.S. and European partners, which allows us to expand our capabilities while ensuring the same premium quality, durability, reliability, and weight plumbers expect from dahl.



BACKED BY A LIFETIME WARRANTY

dahl's true lifetime warranty reflects our commitment to quality and durability. Our valves are guaranteed for the life of the installation and the warranty transfers with the property.



EXTENSIVE RANGE OF PRODUCT SOLUTIONS

To meet the unique, ever-changing needs of professional plumbers and wholesalers, we're proud to offer a full array of product solutions - for plumbing jobs done right.



SUPERIOR CUSTOMER SERVICE

When you call dahl, you'll never have to deal with automated menus or bots. Real people answer your call, ready to provide the expert support you need - because great customer service should always be personal.



DURABLE, DEPENDABLE PERFORMANCE

Eliminate call backs. Install dahl valves once and trust our quality and durability to do the rest.

KITCHEN

- Kitchen Faucet
- Dishwasher
- Icemaker
- Water Filter
- Instant Hot



SUPPLY STOPS



DUAL OUTLETS



DUAL SHUT-OFFS



RETROFITS



OUTLET BOX VALVES

- Icemaker



SUPPLY STOPS WITH WHA




SUPPLY KITS

Whatever the pipe type, from copper to iron to PEX, CPVC, PEX-AL-PEX, hose and more



dahl solution for every need



RADIANT HEATING VALVES

- Radiant Floor Heating
- Snow Melt Systems



HOSE BIBBS

- Garden Hose
- Sediment Faucet





RADIATOR VALVES
 • Radiator Heater

LAUNDRY

- Basin Sink
- Washing Machine



SUPPLY STOPS WITH WHA



OUTLET BOX VALVES
 • Washing Machine



HOSE BIBBS



BATHROOM

- Toilet
- Vanity/Lavatory
- Pedestal Sink
- Bidet
- Shower

DROP EARS



SUPPLY STOPS



FINISHING VALVES



RETROFITS



SUPPLY KITS



SUPPLY STOPS WITH WHA



UTILITY

- Water Main
- Stop and Drain Valves



IN-LINE STOPS WITH DRAIN



REPAIRS



HUMIDIFIER VALVES



HUMIDIFIER KITS



IN-LINE STOPS



FULL PORT BALL VALVES



OUR PROMISE



Your life's work deserves
a **lifetime warranty.**

Quality products, responsive service,
and a range of reliable plumbing
solutions are what we proudly provide
to our customers every day.

For more details on dahl's Lifetime Limited Warranty,
please reference page 63.

dahl Problem Solvers

PROVEN PARTS FOR UNIQUE CHALLENGES



To help you resolve unique challenges and retrofit repairs, dahl has engineered a full line of innovative parts.



RETROFIT VALVE

511-41-31

Install a new valve in seconds



UNIVERSAL TEE

510-33-43-43

Turns angle stops into dual shut-offs



HOSE-MATE™

521-04F-04

Convenient end-of-hose shut off



MALE PRESS VALVE

621-MP3-04

Easily installs into press fittings



PARTITION STOP

E2310-442008

In-wall shutoff for multi-residential and light commercial applications



WATER HAMMER ARRESTER

521-04F-04-WHA

The simple way to silence water hammer



NO SOLDER REPLACEMENT

521LB-33-33L

No need for a repair coupling



SKIRTED TOILET KIT

E33-2386-A

Don't cut open the wall - use dahl



FINISHING VALVE

511-33LE-31

Top quality finishing



TEST VALVE

521BLD-51-01L-51


Compact tool for air-testing piping systems



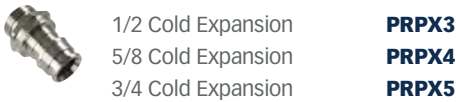
Back Your Name and Reputation With Ours



PEX-AL-PEX



PEX - COLD EXPANSION (F1960)



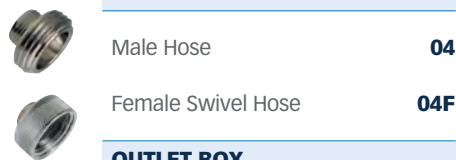
QUICK-GRIP™



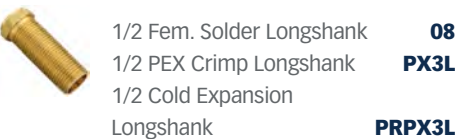
RETROFIT



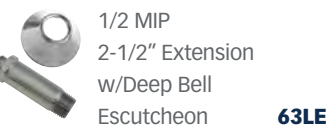
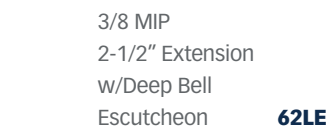
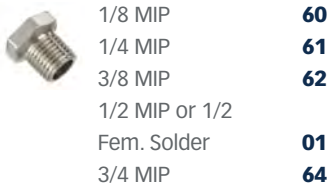
HOSE



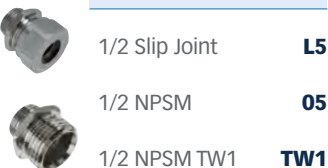
OUTLET BOX



IRON - NPT



SPECIALS



OPTIONS



LARGE BORE

LB

Available on selected models
Add "LB" after the operation
For example: 521**LB**-33-33L



DRAIN

D

Add "D" after the outlet connection
For example: 521-13-13**D**



BALANCING

(For heating applications only)
Add "BAL" after handle option
For example: 121**BAL**-13-13



WATER HAMMER ARRESTER

WHA

Add "WHA" after the outlet connection
For example: 511-33-31-**WHA**



CAP AND CHAIN

DH CC

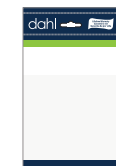
For Hose Valves
Add "DH" after operation type and "CC" after the hose connection
For example: 521**DH**-01-04**CC**



SHANK NUT

NUT

For Outlet Box Valves
Add "NUT"
For example: 621-08-04-PK2-**NUT**



BAGGED

BAG

In Poly-bag with UPC and instructions. Add "BAG" to complete part number
For example: 511-13-31-**BAG**

Limited Combinations of Angle Pattern 3/4 Valves - Call for Details

See website for all standard products and specialty items.

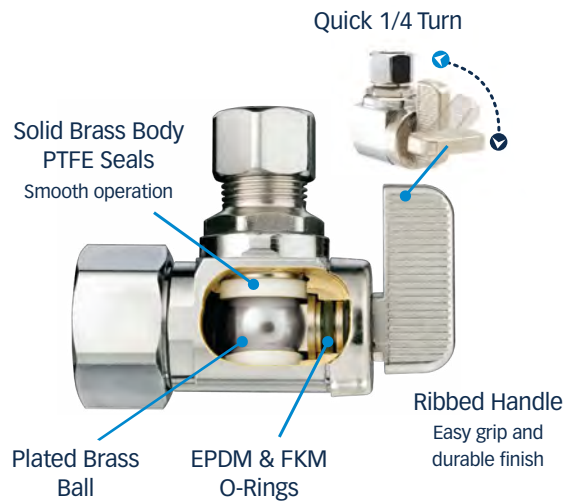
mini-ball™ Valves



dahl pioneered the quarter turn **mini-ball™** valve for North American supply stops in 1984.



Lifecycle-tested to exceed CSA standards, you can be confident a dahl **mini-ball™** valve installation is a one-and-done solution.



Most Popular mini-ball™ Models for Quick Reference

FEMALE PRESS FP3



611-FP3-31
1/2 Fem. Press
x 3/8 OD Comp



511-FP3-31
1/2 Fem. Press
x 3/8 OD Comp



621-FP3-04
1/2 Fem. Press
x Male Hose



521-PRPX3-FP3
1/2 Cold Expansion
x 1/2 Fem. Press



521-PX3-FP3
1/2 PEX Crimp
x 1/2 Fem. Press



611-FP3-31-WHA
1/2 Fem. Press
x 3/8 OD Comp
Water Hammer Arrestor

COPPER COMPRESSION



611-33-31
5/8 OD Comp
(1/2 Nom. Pipe)
x 3/8 OD Comp



511-33-31
5/8 OD Comp
(1/2 Nom. Pipe)
x 3/8 OD Comp



E33-2211
5/8 OD Comp (1/2 Nom.
Pipe) x 5/8 OD Comp (1/2
Nom. Pipe) x 1/4 OD Comp



611-33-31-31
5/8 OD Comp (1/2
Nom. Pipe) x 3/8 OD
Comp x 3/8 OD Comp



521-31-31
3/8 OD Comp
x 3/8 OD Comp



611-33-31-WHA
5/8 OD Comp (1/2 Nom.
Pipe) x 3/8 OD Comp x
Water Hammer Arrestor

COPPER SOLDER



611-13-31
1/2 Fem. Solder
x 3/8 OD Comp



511-13-31
1/2 Fem. Solder
x 3/8 OD Comp



621-13-30
1/2 Fem. Solder
x 1/4 Fem. Solder



521-13-PRPX3
1/2 Fem. Solder
x 1/2 Cold
Expansion



521-13-01
1/2 Fem. Solder
x 1/2 MIP or
1/2 Fem. Solder



611-13-31-WHA
1/2 Fem. Solder
x 3/8 OD Comp x Water
Hammer Arrestor

COLD EXPANSION (F1960)



611-PRPX3-31
1/2 Cold Expansion
x 3/8 OD Comp



511-PRPX3-31
1/2 Cold Expansion
x 3/8 OD Comp



521-PRPX3-PRPX3
1/2 Cold Expansion
x 1/2 Cold Expansion



521-PRPX5-PRPX5
3/4 Cold Expansion
x 3/4 Cold Expansion



621-PRPX3-30
1/2 Cold Expansion
x 1/4 OD Comp



611-PRPX3-31-WHA
1/2 Cold Expansion
x 3/8 OD Comp x Water
Hammer Arrestor

PEX-CRIMP



611-PX3-31
1/2 PEX Crimp
x 3/8 OD Comp



511-PX3-31
1/2 PEX Crimp
x 3/8 OD Comp



521-PX3-PX3D
1/2 PEX Crimp
x 1/2 PEX Crimp
w/Drain



521-PX3-30
1/2 PEX Crimp
x 1/4 PEX Crimp



121BAL-PX3-PX3
1/2 PEX Crimp
x 1/2 PEX Crimp,
Balancing



611-PX3-31-WHA
1/2 PEX Crimp x 3/8
OD Comp x Water
Hammer Arrestor

IRON PIPE



611-53-31
1/2 FIP x
3/8 OD Comp



521-51-61
1/4 FIP x 1/4 MIP



521-50-60
1/8 FIP x 1/8 MIP



611-52-31
3/8 FIP x
3/8 OD Comp



511-53-31
1/2 FIP x
3/8 OD Comp



511-52-31
3/8 FIP x
3/8 OD Comp

HOSE



621-01-04
1/2 MIP or 1/2 Fem.
Solder x Male Hose



621-PRPX3-04
1/2 Cold Expansion
x Male Hose



621-PX3-04
1/2 PEX Crimp
x Male Hose



521-01-04
1/2 MIP or 1/2 Fem.
Solder x Male Hose



621-01-04-PK2
1/2 MIP or 1/2 Fem.
Solder x Male Hose



521-04F-04-WHA
Male Hose x Fem. Hose x
Water Hammer Arrestor

QUICK-GRIP™



611-QG3-31
1/2 QUICK-GRIP
x 3/8 OD Comp



511-QG3-31
1/2 QUICK-GRIP
x 3/8 OD Comp



521LB-QG3-QG3
1/2 QUICK-GRIP
x 1/2 QUICK-GRIP



511-QG3-30
1/2 QUICK-GRIP
x 1/4 OD Comp



521-QG3-30
1/2 QUICK-GRIP
x 1/4 OD Comp



611-QG3-30
1/2 QUICK-GRIP
x 1/4 OD Comp



COPPER - COMPRESSION

PATTERN	FINISH	DESCRIPTION	PART NUMBER	BOX/MSTR
Straight	Plated	1/2 OD Comp x 3/8 OD Comp	511-32-31	24 / 144
Straight	Plated	5/8 OD Comp (1/2 Nom. Pipe) x 1/4 OD Comp	511-33-30	24 / 144
Straight	Plated	5/8 OD Comp (1/2 Nom. Pipe) x 3/8 OD Comp	511-33-31	24 / 144
Straight	Plated	5/8 OD Comp (1/2 Nom. Pipe) x 1/2 OD Comp	511-33-32	24 / 144
Straight	Plated	5/8 OD Comp (1/2 Nom. Pipe) x 1/2 or 7/16 OD Slip Joint	511-33-L5	12 / 72
Straight	Rough Brass	5/8 OD Comp (1/2 Nom. Pipe) x 1/4 OD Comp	521-33-30	24 / 144
Straight	Rough Brass	5/8 OD Comp (1/2 Nom. Pipe) x 3/8 OD Comp	521-33-31	24 / 144
Angle	Plated	1/2 OD Comp x 3/8 OD Comp	611-32-31	24 / 144
Angle	Plated	5/8 OD Comp (1/2 Nom. Pipe) x 1/2 NPSM	611-33-05	24 / 144
Angle	Plated	5/8 OD Comp (1/2 Nom. Pipe) x 1/4 OD Comp	611-33-30	24 / 144
Angle	Plated	5/8 OD Comp (1/2 Nom. Pipe) x 3/8 OD Comp	611-33-31	24 / 144
Angle	Plated	5/8 OD Comp (1/2 Nom. Pipe) x 3/8 OD Comp Less Nut & Sleeve	611-33-31LNS	24 / 144
Angle	Plated	5/8 OD Comp (1/2 Nom. Pipe) x 1/2 OD Comp	611-33-32	24 / 144
Angle	Plated	5/8 OD Comp (1/2 Nom. Pipe) x 1/2 or 7/16 OD Slip Joint	611-33-L5	12 / 72
Angle	Plated	5/8 OD Comp (1/2 Nom. Pipe) x 3/8 OD Comp Loose Key	616SS-33-31	24 / 144
Angle	Rough Brass	5/8 OD Comp (1/2 Nom. Pipe) x 1/4 OD Comp	621-33-30	24 / 144
Angle	Rough Brass	5/8 OD Comp (1/2 Nom. Pipe) x 3/8 OD Comp	621-33-31	24 / 144



COPPER - SOLDER FEMALE

PATTERN	FINISH	DESCRIPTION	PART NUMBER	BOX/MSTR
Straight	Plated	1/2 Fem. Solder x 1/4 OD Comp	511-13-30	24 / 144
Straight	Plated	1/2 Fem. Solder x 3/8 OD Comp	511-13-31	24 / 144
Straight	Plated	1/2 Fem. Solder x 1/2 OD Comp	511-13-32	24 / 144
Straight	Rough Brass	1/2 Fem. Solder x 1/4 OD Comp	521-13-30	24 / 144
Straight	Rough Brass	1/2 Fem. Solder x 3/8 OD Comp	521-13-31	24 / 144
Angle	Plated	1/2 Fem. Solder x 1/4 OD Comp	611-13-30	24 / 144
Angle	Plated	1/2 Fem. Solder x 3/8 OD Comp	611-13-31	24 / 144
Angle	Plated	1/2 Fem. Solder x 1/2 OD Comp	611-13-32	24 / 144
Angle	Rough Brass	1/2 Fem. Solder x 1/4 OD Comp	621-13-30	24 / 144
Angle	Rough Brass	1/2 Fem. Solder x 3/8 OD Comp	621-13-31	24 / 144
Straight	Plated	1/2 Fem. Solder x 1/2 or 7/16 OD Slip Joint	511-13-L5	24 / 144
Angle	Plated	1/2 Fem. Solder x 1/2 or 7/16 OD Slip Joint	611-13-L5	24 / 144



COPPER - SOLDER MALE

PATTERN	FINISH	DESCRIPTION	PART NUMBER	BOX/MSTR
Straight	Rough Brass	1/2 Male Solder x 1/4 OD Comp	521-23-30	24 / 144
Angle	Rough Brass	1/2 Male Solder x 1/4 OD Comp	621-23-30	24 / 144





PEX - CRIMP

PATTERN	FINISH	DESCRIPTION	PART NUMBER	BOX/MSTR
Straight	Plated	3/8 PEX Crimp x 3/8 OD Comp	511-PX2-31	24 / 144
Straight	Plated	1/2 PEX Crimp x 1/4 OD Comp	511-PX3-30	24 / 144
Straight	Plated	1/2 PEX Crimp x 3/8 OD Comp	511-PX3-31	24 / 144
Straight	Plated	1/2 PEX Crimp x 1/2 OD Comp	511-PX3-32	24 / 144
Straight	Rough Brass	1/2 PEX Crimp x 1/4 OD Comp	521-PX3-30	24 / 144
Straight	Rough Brass	1/2 PEX Crimp x 3/8 OD Comp	521-PX3-31	24 / 144
Angle	Plated	3/8 PEX Crimp x 3/8 OD Comp	611-PX2-31	24 / 144
Angle	Plated	1/2 PEX Crimp x 1/4 OD Comp	611-PX3-30	24 / 144
Angle	Plated	1/2 PEX Crimp x 3/8 OD Comp	611-PX3-31	24 / 144
Angle	Plated	1/2 PEX Crimp x 1/2 OD Comp	611-PX3-32	24 / 144
Angle	Rough Brass	1/2 PEX Crimp x 1/4 OD Comp	621-PX3-30	24 / 144
Angle	Rough Brass	1/2 PEX Crimp x 3/8 OD Comp	621-PX3-31	24 / 144



PEX - COLD EXPANSION (F1960)

PATTERN	FINISH	DESCRIPTION	PART NUMBER	BOX/MSTR
Straight	Plated	1/2 Cold Expansion x 1/4 OD Comp	511-PRPX3-30	24 / 144
Straight	Plated	1/2 Cold Expansion x 3/8 OD Comp	511-PRPX3-31	24 / 144
Straight	Rough Brass	1/2 Cold Expansion x 1/4 OD Comp	521-PRPX3-30	24 / 144
Straight	Rough Brass	1/2 Cold Expansion x 3/8 OD Comp	521-PRPX3-31	24 / 144
Angle	Plated	1/2 Cold Expansion x 1/2 NPSM	611-PRPX3-05	24 / 144
Angle	Plated	1/2 Cold Expansion x 1/4 OD Comp	611-PRPX3-30	24 / 144
Angle	Plated	1/2 Cold Expansion x 3/8 OD Comp	611-PRPX3-31	24 / 144
Angle	Rough Brass	1/2 Cold Expansion x 1/4 OD Comp	621-PRPX3-30	24 / 144
Angle	Rough Brass	1/2 Cold Expansion x 3/8 OD Comp	621-PRPX3-31	24 / 144



PEX - COMPRESSION

PATTERN	FINISH	DESCRIPTION	PART NUMBER	BOX/MSTR
Angle	Plated	1/2 (5/8 OD) PEX Comp x 3/8 OD Comp	611-CPX3-31	12 / 72



PEX-AL-PEX - COMPRESSION

PATTERN	FINISH	DESCRIPTION	PART NUMBER	BOX/MSTR
Straight	Plated	1/2 PEX-AL-PEX Comp x 3/8 OD Comp	511-K3-31	24 / 144
Angle	Plated	1/2 PEX-AL-PEX Comp x 3/8 OD Comp	611-K3-31	18 / 108



IRON - NPT FEMALE



PATTERN	FINISH	DESCRIPTION	PART NUMBER	BOX/MSTR
Straight	Plated	3/8 FIP x 3/8 OD Comp	511-52-31	24 / 144
Straight	Plated	3/8 FIP x 1/2 OD Comp	511-52-32	24 / 144
Straight	Plated	1/2 FIP x 1/4 OD Comp	511-53-30	24 / 144
Straight	Plated	1/2 FIP x 3/8 OD Comp	511-53-31	24 / 144
Straight	Plated	1/2 FIP x 1/2 OD Comp	511-53-32	24 / 144
Straight	Rough Brass	3/8 FIP x 3/8 OD Comp	521-52-31	24 / 144
Straight	Rough Brass	1/2 FIP x 3/8 OD Comp	521-53-31	24 / 144
Angle	Plated	3/8 FIP x 1/4 OD Comp	611-52-30	24 / 144
Angle	Plated	3/8 FIP x 3/8 OD Comp	611-52-31	24 / 144
Angle	Plated	3/8 FIP x 1/2 OD Comp	611-52-32	24 / 144
Angle	Plated	1/2 FIP x 1/2 NPSM	611-53-05	24 / 144
Angle	Plated	1/2 FIP x 1/4 OD Comp	611-53-30	24 / 144
Angle	Plated	1/2 FIP x 3/8 OD Comp	611-53-31	24 / 144
Angle	Plated	1/2 FIP x 1/2 OD Comp	611-53-32	24 / 144
Angle	Rough Brass	3/8 FIP x 3/8 OD Comp	621-52-31	24 / 144
Angle	Rough Brass	1/2 FIP x 1/4 OD Comp	621-53-30	24 / 144
Angle	Rough Brass	1/2 FIP x 3/8 OD Comp	621-53-31	24 / 144
Angle	Rough Brass	1/2 FIP x 1/2 OD Comp	621-53-32	24 / 144
Straight	Plated	1/2 FIP x 1/2 or 7/16 OD Slip Joint	511-53-L5	24 / 144
Angle	Plated	1/2 FIP x 3/8 OD Comp Less Nut & Sleeve	611-53-31LNS	24 / 144
Angle	Plated	1/2 FIP x 3/8 OD Comp, Loose Key/Screwdriver Operation	616SS-53-31	24 / 144



IRON - NPT MALE

PATTERN	FINISH	DESCRIPTION	PART NUMBER	BOX/MSTR
Straight	Rough Brass	1/4 MIP x 1/4 OD Comp	521-61-30	24 / 144
Angle	Plated	1/2 MIP or 1/2 Fem. Solder x 3/8 OD Comp	611-01-31	24 / 144
Angle	Rough Brass	1/2 MIP or 1/2 Fem. Solder x 1/4 OD Comp	621-01-30	24 / 144
Angle	Rough Brass	1/2 MIP or 1/2 Fem. Solder x 3/8 OD Comp	621-01-31	24 / 144



CPVC - FEMALE

PATTERN	FINISH	DESCRIPTION	PART NUMBER	BOX/MSTR
Straight	Plated	1/2 Fem. CPVC x 3/8 OD Comp	511-46-31	24 / 144
Angle	Plated	1/2 Fem. CPVC x 3/8 OD Comp	611-46-31	24 / 144

dahl **QUICK-GRIP™** Connection
SIMPLY PUSH IT ON!



1/2" COPPER

- No compression, no soldering - great for wet pipe

1/2" PEX

- No crimping, just use the supplied tube insert

1/2" CPVC

- No gluing

SIMPLE TO INSTALL- PUSH IT ON!

Cut pipe, deburr, clean, and push it on!

EASY REMOVAL AND RE-USE

No Disconnection Tool Required

dahl originated the hand-operated Release Sleeve. Follow installation instructions for removal.

REDUCES YOUR INVENTORY!

One connection for three different pipe types.

CERTIFIED & CODE COMPLIANT

CSA and IAPMO approved to ASSE 1061, NSF/ANSI 372 (formerly NSF/ANSI 61-G).



EPDM O-RING | STEEL TEETH | LOCKING CLIP | RELEASE SLEEVE

QUICK-GRIP™ (COPPER, PEX, CPVC)



PATTERN	FINISH	DESCRIPTION	PART NUMBER	BOX/MSTR
Straight	Plated	1/2 QUICK-GRIP x 1/4 OD Comp	511-QG3-30	12 / 72
Straight	Plated	1/2 QUICK-GRIP x 3/8 OD Comp	511-QG3-31	12 / 72
Straight	Plated	1/2 QUICK-GRIP x 1/2 OD Comp	511-QG3-32	12 / 72
Straight	Rough Brass	1/2 QUICK-GRIP x 1/4 OD Comp	521-QG3-30	12 / 72
Angle	Plated	1/2 QUICK-GRIP x 1/4 OD Comp	611-QG3-30	12 / 72
Angle	Plated	1/2 QUICK-GRIP x 3/8 OD Comp	611-QG3-31	12 / 72
Angle	Plated	1/2 QUICK-GRIP x 1/2 OD Comp	611-QG3-32	12 / 72
Angle	Rough Brass	1/2 QUICK-GRIP x 1/4 OD Comp	621-QG3-30	12 / 72
Angle	Rough Brass	1/2 QUICK-GRIP x 3/8 OD Comp	621-QG3-31	12 / 72



#611-33LE-31

- Ideal for toilets, pedestal sinks, and bidets
- No soldering required
- Models also available for iron and PEX pipes
- Cover the stub-out pipe with the chrome finished coupling and rust proof escutcheon



COPPER - COMPRESSION

PATTERN	FINISH	DESCRIPTION	PART NUMBER	BOX/MSTR
Straight	Plated	5/8 OD Comp (1/2 Nom. Pipe) 2-1/2" Ext. x 3/8 OD Comp	511-33LE-31	8 / 48
Angle	Plated	5/8 OD Comp (1/2 Nom. Pipe) 2-1/2" Ext. x 3/8 OD Comp	611-33LE-31	8 / 48



PEX - CRIMP

PATTERN	FINISH	DESCRIPTION	PART NUMBER	BOX/MSTR
Straight	Plated	1/2 PEX Crimp Ext. x 3/8 OD Comp	511-PX3LE-31	8 / 48
Angle	Plated	1/2 PEX Crimp Ext. x 3/8 OD Comp	611-PX3LE-31	8 / 48



PEX - COLD EXPANSION (F1960)

PATTERN	FINISH	DESCRIPTION	PART NUMBER	BOX/MSTR
Straight	Plated	1/2 Cold Expansion Ext. x 3/8 OD Comp	511-PRPX3LE-31	8 / 48
Angle	Plated	1/2 Cold Expansion Ext. x 3/8 OD Comp	611-PRPX3LE-31	8 / 48



IRON - NPT MALE

PATTERN	FINISH	DESCRIPTION	PART NUMBER	BOX/MSTR
Angle	Plated	1/2 MIP 2-1/2" Ext. x 3/8 OD Comp	611-63LE-31	8 / 48
Angle	Plated	1/2 MIP 2-1/2" Ext. x 3/8 FIP	611-63LE-52	8 / 48



APPLICATIONS


- Bidets
- Faucets
- Dishwashers
- Icemakers
- Water filters
- Instant hot water

- Easily upgrade to a 1/4 turn mini-ball™ valve in seconds
- Leave old joints in place and save time
- Fits 3/8", 1/2", or 5/8" OD compression connections
- Available in angle or straight pattern, dual outlet, and water hammer arrester options

QUICK 1/4 TURN



SWIVEL NUT



RETROFIT



PATTERN	FINISH	DESCRIPTION	PART NUMBER	BOX/MSTR
Straight	Plated	3/8 OD Fem. Comp x 1/4 OD Comp	511-41-30	24 / 144
Straight	Plated	3/8 OD Fem. Comp x 3/8 OD Comp	511-41-31	24 / 144
Straight	Plated	1/2 OD Fem. Comp x 1/4 OD Comp	511-42-30	24 / 144
Straight	Plated	1/2 OD Fem. Comp x 3/8 OD Comp	511-42-31	24 / 144
Straight	Plated	1/2 OD Fem. Comp x 1/2 OD Comp	511-42-32	24 / 144
Angle	Plated	3/8 OD Fem. Comp x 3/8 OD Comp	611-41-31	24 / 144
Angle	Plated	1/2 OD Fem. Comp x 3/8 OD Comp	611-42-31	24 / 144



- Compact design
- For dishwasher, water filter, icemaker, instant hot, and many other appliances
- Available with Loose Key operation



COPPER - COMPRESSION

PATTERN	FINISH	DESCRIPTION	PART NUMBER	BOX/MSTR
Straight	Plated	5/8 OD Comp (1/2 Nom. Pipe) x 3/8 OD Comp x 1/4 OD Comp	511-33-31-30	12 / 72
Straight	Plated	5/8 OD Comp (1/2 Nom. Pipe) x 3/8 OD Comp x 3/8 OD Comp	511-33-31-31	12 / 72
Angle	Plated	5/8 OD Comp (1/2 Nom. Pipe) x 1/2 MIP or 1/2 Fem. Solder x 1/4 OD Comp	611-33-01-30	12 / 72
Angle	Plated	5/8 OD Comp (1/2 Nom. Pipe) x 1/2 MIP or 1/2 Fem. Solder x 3/8 OD Comp	611-33-01-31	12 / 72
Angle	Plated	5/8 OD Comp (1/2 Nom. Pipe) x 3/8 OD Comp x 1/4 OD Comp	611-33-31-30	12 / 72
Angle	Plated	5/8 OD Comp (1/2 Nom. Pipe) x 3/8 OD Comp x 3/8 OD Comp	611-33-31-31	12 / 72



COPPER - SOLDER FEMALE

PATTERN	FINISH	DESCRIPTION	PART NUMBER	BOX/MSTR
Straight	Plated	1/2 Fem. Solder x 3/8 OD Comp x 3/8 OD Comp	511-13-31-31	12 / 72
Angle	Plated	1/2 Fem. Solder x 3/8 OD Comp x 1/4 OD Comp	611-13-31-30	12 / 72
Angle	Plated	1/2 Fem. Solder x 3/8 OD Comp x 3/8 OD Comp	611-13-31-31	12 / 72



PEX - CRIMP

PATTERN	FINISH	DESCRIPTION	PART NUMBER	BOX/MSTR
Straight	Plated	1/2 PEX Crimp x 3/8 OD Comp x 3/8 OD Comp	511-PX3-31-31	12 / 72
Angle	Plated	1/2 PEX Crimp x 3/8 OD Comp x 1/4 OD Comp	611-PX3-31-30	12 / 72
Angle	Plated	1/2 PEX Crimp x 3/8 OD Comp x 3/8 OD Comp	611-PX3-31-31	12 / 72



PEX - COLD EXPANSION (F1960)

PATTERN	FINISH	DESCRIPTION	PART NUMBER	BOX/MSTR
Straight	Plated	1/2 Cold Expansion x 3/8 OD Comp x 1/4 OD Comp	511-PRPX3-31-30	12 / 72
Straight	Plated	1/2 Cold Expansion x 3/8 OD Comp x 3/8 OD Comp	511-PRPX3-31-31	12 / 72
Angle	Plated	1/2 Cold Expansion x 3/8 OD Comp x 1/4 OD Comp	611-PRPX3-31-30	12 / 72
Angle	Plated	1/2 Cold Expansion x 3/8 OD Comp x 3/8 OD Comp	611-PRPX3-31-31	12 / 72



IRON - NPT FEMALE

PATTERN	FINISH	DESCRIPTION	PART NUMBER	BOX/MSTR
Straight	Plated	1/2 FIP x 3/8 OD Comp x 1/4 OD Comp	511-53-31-30	12 / 72
Straight	Plated	1/2 FIP x 3/8 OD Comp x 3/8 OD Comp	511-53-31-31	12 / 72
Angle	Plated	1/2 FIP x 1/2 MIP or 1/2 Fem. Solder x 1/4 OD Comp	611-53-01-30	12 / 72
Angle	Plated	1/2 FIP x 1/2 MIP or 1/2 Fem. Solder x 3/8 OD Comp	611-53-01-31	12 / 72
Angle	Plated	1/2 FIP x 3/8 OD Comp x 1/4 OD Comp	611-53-31-30	12 / 72
Angle	Plated	1/2 FIP x 3/8 OD Comp x 3/8 OD Comp	611-53-31-31	12 / 72



QUICK-GRIP™ (COPPER, PEX, CPVC)

PATTERN	FINISH	DESCRIPTION	PART NUMBER	BOX/MSTR
Straight	Plated	1/2 QUICK-GRIP x 3/8 OD Comp x 1/4 OD Comp	511-QG3-31-30	12 / 72
Straight	Plated	1/2 QUICK-GRIP x 3/8 OD Comp x 3/8 OD Comp	511-QG3-31-31	12 / 72
Angle	Plated	1/2 QUICK-GRIP x 3/8 OD Comp x 1/4 OD Comp	611-QG3-31-30	12 / 72
Angle	Plated	1/2 QUICK-GRIP x 3/8 OD Comp x 3/8 OD Comp	611-QG3-31-31	12 / 72



CPVC - FEMALE


PATTERN	FINISH	DESCRIPTION	PART NUMBER	BOX/MSTR
Straight	Plated	1/2 Fem. CPVC x 3/8 OD Comp x 3/8 OD Comp	511-46-31-31	12 / 72
Angle	Plated	1/2 Fem. CPVC x 3/8 OD Comp x 1/4 OD Comp	611-46-31-30	12 / 72
Angle	Plated	1/2 Fem. CPVC x 3/8 OD Comp x 3/8 OD Comp	611-46-31-31	12 / 72




RETROFIT

PATTERN	FINISH	DESCRIPTION	PART NUMBER	BOX/MSTR
Straight	Plated	3/8 OD Fem. Comp x 3/8 OD Comp x 1/4 OD Comp	511-41-31-30	12 / 72
Straight	Plated	3/8 OD Fem. Comp x 3/8 OD Comp x 3/8 OD Comp	511-41-31-31	12 / 72
Straight	Plated	3/8 OD Fem. Comp x 3/8 OD Comp x 1/2 OD Comp	511-41-31-32	12 / 72
Angle	Plated	3/8 OD Fem. Comp x 3/8 OD Comp x 1/4 OD Comp	611-41-31-30	12 / 72
Angle	Plated	3/8 OD Fem. Comp x 3/8 OD Comp x 3/8 OD Comp	611-41-31-31	12 / 72

4000 SERIES
Tee + 2 Angle



5000 SERIES
Tee + 2 Straight



6000 SERIES
Tee + 1 Angle + 1 Straight



Valves swivel to any orientation to suit clean and easy riser hook-up

- Ideal for faucet, dishwasher, water-filter, icemaker, instant hot, or any other appliances
- May also be used for eyewash hook-ups, expansion tank/boiler fill, and many other applications
- Available with Water Hammer Arrestor, see Water Hammer Arrestor Valves section



COPPER - COMPRESSION

PATTERN	FINISH	DESCRIPTION	PART NUMBER	BOX/MSTR
2 Angle	Plated	5/8 OD Comp (1/2 Nom. Pipe) x 3/8 OD Comp x 1/4 OD Comp	E33-4000	6 / 36
2 Angle	Plated	5/8 OD Comp (1/2 Nom. Pipe) x 3/8 OD Comp x 3/8 OD Comp	E33-4001	6 / 36
2 Straight	Plated	5/8 OD Comp (1/2 Nom. Pipe) x 3/8 OD Comp x 1/4 OD Comp	E33-5000	6 / 36
2 Straight	Plated	5/8 OD Comp (1/2 Nom. Pipe) x 3/8 OD Comp x 3/8 OD Comp	E33-5001	6 / 36
2 Straight	Plated	5/8 OD Comp (1/2 Nom. Pipe) x 3/8 OD Comp x Male Hose	E33-5003	6 / 36
1 Angle, 1 Straight	Plated	5/8 OD Comp (1/2 Nom. Pipe) x 3/8 OD Comp x 1/4 OD Comp	E33-6000	6 / 36
1 Angle, 1 Straight	Plated	5/8 OD Comp (1/2 Nom. Pipe) x 3/8 OD Comp x 3/8 OD Comp	E33-6001	6 / 36



PEX - CRIMP

PATTERN	FINISH	DESCRIPTION	PART NUMBER	BOX/MSTR
2 Angle	Plated	1/2 PEX Crimp x 3/8 OD Comp x 3/8 OD Comp	EPX3-4001	6 / 36
2 Straight	Plated	1/2 PEX Crimp x 3/8 OD Comp x 1/4 OD Comp	EPX3-5000	6 / 36
2 Straight	Plated	1/2 PEX Crimp x 3/8 OD Comp x 3/8 OD Comp	EPX3-5001	6 / 36
1 Angle, 1 Straight	Plated	1/2 PEX Crimp x 3/8 OD Comp x 1/4 OD Comp	EPX3-6000	6 / 36
1 Angle, 1 Straight	Plated	1/2 PEX Crimp x 3/8 OD Comp x 3/8 OD Comp	EPX3-6001	6 / 36



PEX - COLD EXPANSION (F1960)

PATTERN	FINISH	DESCRIPTION	PART NUMBER	BOX/MSTR
2 Straight	Plated	1/2 Cold Expansion x 3/8 OD Comp x 1/4 OD Comp	EPRPX3-5000	6 / 36
1 Angle, 1 Straight	Plated	1/2 Cold Expansion x 3/8 OD Comp x 3/8 OD Comp	EPRPX3-6001	6 / 36



IRON - NPT FEMALE

PATTERN	FINISH	DESCRIPTION	PART NUMBER	BOX/MSTR
2 Angle	Plated	1/2 FIP x 3/8 OD Comp x 1/4 OD Comp	E53-4000	6 / 36
2 Angle	Plated	1/2 FIP x 3/8 OD Comp x 3/8 OD Comp	E53-4001	6 / 36
1 Angle, 1 Straight	Plated	1/2 FIP x 3/8 OD Comp x 1/4 OD Comp	E53-6000	6 / 36
1 Angle, 1 Straight	Plated	1/2 FIP x 3/8 OD Comp x 3/8 OD Comp	E53-6001	6 / 36
1 Angle, 1 Straight	Plated	1/2 FIP x 3/8 OD Comp x Male Hose	E53-6003	6 / 36

QUICK-GRIP™ (COPPER, PEX, CPVC)

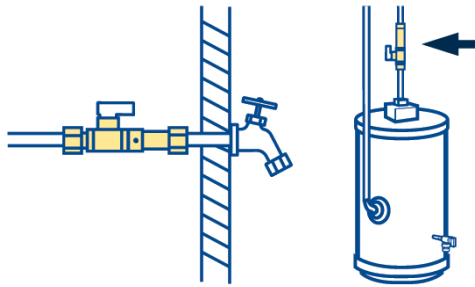


PATTERN	FINISH	DESCRIPTION	PART NUMBER	BOX/MSTR
2 Angle	Plated	1/2 QUICK-GRIP x 3/8 OD Comp x 1/4 OD Comp	EQG3-4000	6 / 36
2 Angle	Plated	1/2 QUICK-GRIP x 3/8 OD Comp x 3/8 OD Comp	EQG3-4001	6 / 36
1 Angle, 1 Straight	Plated	1/2 QUICK-GRIP x 3/8 OD Comp x 3/8 OD Comp	EQG3-6001	6 / 36

NO SOLDERING REQUIRED!



- Better flow than old globe valves
- Replace old valves quickly
- Safe when soldering is not
- Available for 1/2" or 3/4" copper pipe

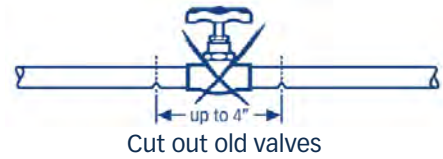


FOR WINTERIZING & WATER HEATERS

3 EASY STEPS

INSTALLS EASILY EVEN ON WET PIPE

1



Cut out old valves

2



Push long end of valve onto pipe

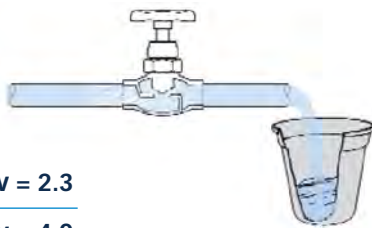
3



Slide valve back onto other end of pipe and tighten compression nuts

COMPARE THE FLOW | Cv = Flow in USGPM with 1 PSI pressure drop

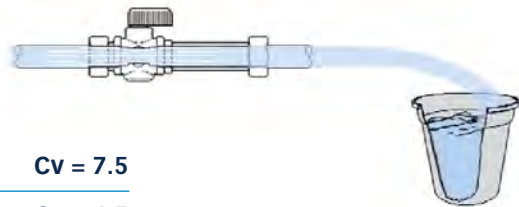
GLOBE VALVE



Cv = 2.3

Cv = 4.0

NO SOLDER VALVE



Cv = 7.5

Cv = 6.5

COPPER - COMPRESSION



PATTERN	FINISH	DESCRIPTION	PART NUMBER	BOX/MSTR
Straight	Rough Brass	7/8 OD Comp x 7/8 OD Comp Long	521-35-35L	6 / 36
Straight	Rough Brass	7/8 OD Comp x 7/8 OD Comp Long w/Drain	521-35-35LD	6 / 36
Straight	Rough Brass	5/8 OD Comp (1/2 Nom. Pipe) x 5/8 OD Comp (1/2 Nom. Pipe) Long	521LB-33-33L	6 / 36
Straight	Rough Brass	5/8 OD Comp (1/2 Nom. Pipe) x 5/8 OD Comp (1/2 Nom. Pipe) Long w/Drain	521LB-33-33LD	6 / 36

- Washing machines
- Icemakers
- For all common pipe types
- With or without shank nut
- Also available with 3/8 OD Comp outlet for vanity applications

OUTLET BOXES SOLD BY OTHERS



COPPER - SOLDER FEMALE

PATTERN	FINISH	DESCRIPTION	PART NUMBER	BOX/MSTR
Angle	Rough Brass	1/2 Fem. Solder Longshank x 1/4 OD Comp	621-08-30	12 / 72
Angle	Rough Brass	1/2 Fem. Solder Longshank x Male Hose	621-08-04	12 / 72
Angle	Rough Brass	1/2 Fem. Solder Longshank x Male Hose, Pkg of 2 with Red and Blue Handles	621-08-04-PK2	10 / 60
Angle	Rough Brass	1/2 Fem. Solder Longshank x Male Hose w/Shank Nut, Pkg of 2 with Red and Blue Handles	621-08-04-PK2-NUT	6 / 36



PEX - CRIMP

PATTERN	FINISH	DESCRIPTION	PART NUMBER	BOX/MSTR
Angle	Rough Brass	1/2 PEX Crimp Longshank x 1/4 OD Comp	621-PX3L-30	12 / 72
Angle	Rough Brass	1/2 PEX Crimp Longshank x Male Hose	621-PX3L-04	12 / 72
Angle	Rough Brass	1/2 PEX Crimp Longshank x Male Hose, Pkg of 2 with Red and Blue Handles	621-PX3L-04-PK2	10 / 60



PEX - COLD EXPANSION (F1960)

PATTERN	FINISH	DESCRIPTION	PART NUMBER	BOX/MSTR
Angle	Rough Brass	1/2 Cold Expansion Longshank x Male Hose	621-PRPX3L-04	12 / 72



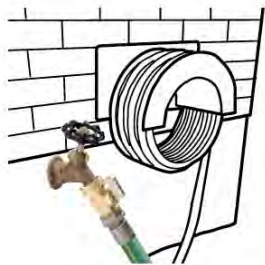
OPTION: SHANK NUT

DESCRIPTION	MODIFY PART NUMBER	PART NUMBER EXAMPLE
Shank Nut for Outlet Box Valves	Add "NUT"	621-08-04-PK2- <u>NUT</u>



APPLICATIONS

- Garden Hose
- Washing Machine
- Boiler Drain



OPTIONS



Tamper-Resistant Loose-Key Operation



Drip Cap or Cap & Chain



#04 #04F
Male and Female Hose Connections



#01
1/2 Fem. Solder or 1/2 MIP Connection



COPPER - COMPRESSION

PATTERN	FINISH	DESCRIPTION	PART NUMBER	BOX/MSTR
Angle	Plated	5/8 OD Comp (1/2 Nom. Pipe) x Male Hose	611-33-04	24 / 144
Angle	Rough Brass	5/8 OD Comp (1/2 Nom. Pipe) x Male Hose	621-33-04	24 / 144
Angle	Plated	5/8 OD Comp (1/2 Nom. Pipe) x Male Hose, Pkg of 2 with Red and Blue Handles	611-33-04-PK2	12 / 72
Angle	Rough Brass	5/8 OD Comp (1/2 Nom. Pipe) x Male Hose, Pkg of 2 with Red and Blue Handles	621-33-04-PK2	12 / 72



COPPER - SOLDER FEMALE

PATTERN	FINISH	DESCRIPTION	PART NUMBER	BOX/MSTR
Straight	Rough Brass	1/2 Fem. Solder x Male Hose	521-13-04	24 / 144
Angle	Rough Brass	1/2 Fem. Solder x Male Hose	621-13-04	24 / 144



COPPER - SOLDER MALE

PATTERN	FINISH	DESCRIPTION	PART NUMBER	BOX/MSTR
Straight	Rough Brass	1/2 Male Solder x Male Hose	521-23-04	24 / 144
Angle	Rough Brass	1/2 Male Solder x Male Hose	621-23-04	24 / 144

**PEX - CRIMP**

PATTERN	FINISH	DESCRIPTION	PART NUMBER	BOX/MSTR
Angle	Rough Brass	1/2 PEX Crimp x Male Hose	621-PX3-04	24 / 144

**PEX - COLD EXPANSION (F1960)**

PATTERN	FINISH	DESCRIPTION	PART NUMBER	BOX/MSTR
Angle	Rough Brass	1/2 Cold Expansion x Male Hose	621-PRPX3-04	24 / 144

**IRON - NPT FEMALE**

PATTERN	FINISH	DESCRIPTION	PART NUMBER	BOX/MSTR
Straight	Rough Brass	1/2 FIP x Male Hose	521-53-04	24 / 144
Angle	Plated	1/2 FIP x Male Hose	611-53-04	24 / 144
Angle	Rough Brass	1/2 FIP x Male Hose	621-53-04	24 / 144
Angle	Rough Brass	1/2 FIP x Male Hose, Pkg of 2 with Red and Blue Handles	621-53-04-PK2	12 / 72

**IRON - NPT MALE**

PATTERN	FINISH	DESCRIPTION	PART NUMBER	BOX/MSTR
Straight	Rough Brass	1/2 MIP or 1/2 Fem. Solder x Male Hose	521-01-04	24 / 144
Straight	Rough Brass	1/4 MIP x Male Hose	521-61-04	24 / 144
Straight	Rough Brass	3/8 MIP x Male Hose	521-62-04	24 / 144
Angle	Plated	1/2 MIP or 1/2 Fem. Solder x Male Hose	611-01-04	24 / 144
Angle	Rough Brass	1/2 MIP or 1/2 Fem. Solder x Male Hose	621-01-04	24 / 144
Angle	Rough Brass	3/4 MIP x Male Hose	621-64-04	12 / 72
Angle	Rough Brass	1/2 MIP or 1/2 Fem. Solder x Male Hose, Red Handle	624-01-04	24 / 144
Angle	Rough Brass	1/2 MIP or 1/2 Fem. Solder x Male Hose, Blue Handle	625-01-04	24 / 144
Straight	Rough Brass	1/2 MIP or 1/2 Fem. Solder x Male Hose w/Cap & Chain	521DH-01-04CC	12 / 72
Straight	Rough Brass	3/8 MIP x Male Hose w/Cap & Chain	521DH-62-04CC	12 / 72
Straight	Rough Brass	3/4 MIP x Male Hose, Large Bore	521LB-64-04	12 / 72
Straight	Rough Brass	3/4 MIP x Male Hose w/Cap & Chain	521LBDH-64-04CC	12 / 72
Angle	Rough Brass	1/2 MIP or 1/2 Fem. Solder x Male Hose, Pkg of 2 with Red and Blue Handles	621-01-04-PK2	12 / 72
Angle	Rough Brass	1/2 MIP or 1/2 Fem. Solder x Male Hose w/Cap & Chain	621DH-01-04CC	12 / 72

**HOSE-MATE™**

PATTERN	FINISH	DESCRIPTION	PART NUMBER	BOX/MSTR
Straight	Rough Brass	Fem. Swivel Hose x Male Hose	521-04F-04	24 / 144
Straight	Rough Brass	Fem. Swivel Hose x Male Hose	521LB-04F-04	12 / 72
Angle	Rough Brass	Fem. Swivel Hose x Male Hose	621-04F-04	24 / 144



COPPER - COMPRESSION

PATTERN	FINISH	DESCRIPTION	PART NUMBER	BOX/MSTR
Straight	Plated	1/4 OD Comp x 1/4 OD Comp	511-30-30	24 / 144
Straight	Plated	3/8 OD Comp x 3/8 OD Comp	511-31-31	24 / 144
Straight	Plated	5/8 OD Comp (1/2 Nom. Pipe) x 5/8 OD Comp (1/2 Nom. Pipe)	511-33-33	24 / 144
Straight	Rough Brass	1/4 OD Comp x 1/4 OD Comp	521-30-30	24 / 144
Straight	Rough Brass	3/8 OD Comp x 3/8 OD Comp	521-31-31	24 / 144
Angle	Plated	5/8 OD Comp (1/2 Nom. Pipe) x 1/2 MIP or 1/2 Fem. Solder	611-33-01	24 / 144
Straight	Rough Brass	5/8 OD Comp (1/2 Nom. Pipe) x 5/8 OD Comp (1/2 Nom. Pipe), Large Bore	521LB-33-33	12 / 72



COPPER - SOLDER FEMALE

PATTERN	FINISH	DESCRIPTION	PART NUMBER	BOX/MSTR
Straight	Rough Brass	1/2 Fem. Solder x 1/2 Fem. Solder w/Drain	521-13-13D	24 / 144
Straight	Rough Brass	3/4 Fem. Solder x 3/4 Fem. Solder w/Drain	521-14-14D	12 / 72
Straight	Rough Brass	3/4 Fem. Solder x 3/4 PEX Crimp w/Drain	521-14-PX5D	12 / 72
Straight	Rough Brass	1/2 Fem. Solder x 1/2 Fem. Solder w/Drain, Large Bore	521LB-13-13D	12 / 72
Straight	Rough Brass	1/2 Fem. Solder x 1/2 MIP or 1/2 Fem. Solder	521-13-01	24 / 144
Straight	Rough Brass	1/2 Fem. Solder x 1/2 Fem. Solder	521-13-13	24 / 144
Straight	Rough Brass	1/2 Fem. Solder x 1/2 Male Solder	521-13-23	24 / 144
Straight	Rough Brass	1/2 Fem. Solder x 1/4 MIP	521-13-61	24 / 144
Straight	Rough Brass	3/4 Fem. Solder x 3/4 Fem. Solder	521-14-14	12 / 72
Straight	Rough Brass	3/4 Fem. Solder x 3/4 Male Solder	521-14-24	12 / 72
Straight	Rough Brass	3/4 Fem. Solder x 3/4 FIP	521-14-54	12 / 72
Angle	Plated	1/2 Fem. Solder x 1/2 MIP or 1/2 Fem. Solder	611-13-01	24 / 144
Angle	Rough Brass	1/2 Fem. Solder x 1/2 Fem. Solder	621-13-13	24 / 144
Straight	Rough Brass	1/2 Fem. Solder x 1/2 (5/8 OD) PEX Comp	521-13-CPX3	12 / 72
Straight	Rough Brass	1/2 Fem. Solder x 1/2 PEX-AL-PEX Comp	521-13-K3	18 / 108
Straight	Rough Brass	1/2 Fem. Solder x 1/2 Cold Expansion	521-13-PRPX3	24 / 144
Straight	Rough Brass	1/2 Fem. Solder x 3/8 PEX Crimp	521-13-PX2	24 / 144
Straight	Rough Brass	1/2 Fem. Solder x 1/2 PEX Crimp	521-13-PX3	24 / 144
Straight	Rough Brass	3/4 Fem. Solder x 5/8 (3/4 OD) PEX Comp	521-14-CPX4	12 / 72
Straight	Rough Brass	3/4 Fem. Solder x 3/4 (7/8 OD) PEX Comp	521-14-CPX5	6 / 36
Straight	Rough Brass	3/4 Fem. Solder x 3/4 Cold Expansion	521-14-PRPX5	12 / 72
Straight	Rough Brass	3/4 Fem. Solder x 3/4 PEX Crimp	521-14-PX5	12 / 72
Straight	Rough Brass	1/2 Fem. Solder x 1/2 Fem. Solder, Large Bore	521LB-13-13	24 / 144
Straight	Rough Brass	1/2 Fem. Solder x 1/2 Cold Expansion, Large Bore	521LB-13-PRPX3	12 / 72
Angle	Plated	1/2 Fem. Solder x 3/8 MIP, Loose Key/Screwdriver Operation	616SS-13-62	24 / 144



COPPER - SOLDER MALE

PATTERN	FINISH	DESCRIPTION	PART NUMBER	BOX/MSTR
Straight	Rough Brass	1/2 Male Solder x 1/2 PEX Crimp	521-23-PX3	24 / 144
Straight	Rough Brass	3/4 Male Solder x 3/4 PEX Crimp	521-24-PX5	12 / 72



PEX - CRIMP

PATTERN	FINISH	DESCRIPTION	PART NUMBER	BOX/MSTR
Straight	Rough Brass	1/2 PEX Crimp x 1/2 PEX Crimp w/Drain	521-PX3-PX3D	24 / 144
Straight	Rough Brass	3/4 PEX Crimp x 3/4 PEX Crimp w/Drain	521-PX5-PX5D	12 / 72
Straight	Plated	1/2 PEX Crimp x 1/2 MIP or 1/2 Fem. Solder	511-PX3-01	24 / 144
Straight	Plated	1/2 PEX Crimp x 1/2 PEX Crimp	511-PX3-PX3	24 / 144
Straight	Rough Brass	1/2 PEX Crimp x 1/2 MIP or 1/2 Fem. Solder	521-PX3-01	24 / 144
Straight	Rough Brass	1/2 PEX Crimp x 5/8 OD Comp (1/2 Nom. Pipe)	521-PX3-33	24 / 144
Straight	Rough Brass	1/2 PEX Crimp x 1/2 PEX Crimp	521-PX3-PX3	24 / 144
Straight	Rough Brass	3/4 PEX Crimp x 3/4 PEX Crimp	521-PX5-PX5	24 / 144
Angle	Plated	1/2 PEX Crimp x 5/8 OD Comp (1/2 Nom. Pipe)	611-PX3-33	24 / 144
Angle	Plated	1/2 PEX Crimp x 1/2 PEX Crimp	611-PX3-PX3	24 / 144
Angle	Rough Brass	1/2 PEX Crimp x 5/8 OD Comp (1/2 Nom. Pipe)	621-PX3-33	24 / 144
Angle	Rough Brass	1/2 PEX Crimp x 1/2 PEX Crimp	621-PX3-PX3	24 / 144



PEX - COLD EXPANSION (F1960)

PATTERN	FINISH	DESCRIPTION	PART NUMBER	BOX/MSTR
Straight	Rough Brass	1/2 Cold Expansion x 1/2 Cold Expansion w/Drain, Large Bore	521LB-PRPX3-PRPX3D	12 / 72
Straight	Rough Brass	1/2 Cold Expansion x 1/2 Cold Expansion w/Drain	521-PRPX3-PRPX3D	24 / 144
Straight	Rough Brass	3/4 Cold Expansion x 3/4 Cold Expansion w/Drain	521-PRPX5-PRPX5D	12 / 72
Straight	Rough Brass	1/2 Cold Expansion x 1/2 Cold Expansion, Large Bore	521LB-PRPX3-PRPX3	12 / 72
Straight	Rough Brass	1/2 Cold Expansion x 1/2 Cold Expansion	521-PRPX3-PRPX3	24 / 144
Straight	Rough Brass	3/4 Cold Expansion x 3/4 Cold Expansion	521-PRPX5-PRPX5	12 / 72



PEX - COMPRESSION

PATTERN	FINISH	DESCRIPTION	PART NUMBER	BOX/MSTR
Straight	Rough Brass	1/2 (5/8 OD) PEX Comp x 1/2 (5/8 OD) PEX Comp	521-CPX3-CPX3	18 / 108



PEX-AL-PEX - COMPRESSION

PATTERN	FINISH	DESCRIPTION	PART NUMBER	BOX/MSTR
Straight	Rough Brass	1/2 PEX-AL-PEX Comp x 1/2 PEX-AL-PEX Comp	521-K3-K3	18 / 108



IRON - NPT FEMALE

PATTERN	FINISH	DESCRIPTION	PART NUMBER	BOX/MSTR
Straight	Plated	1/2 FIP x 1/2 MIP or 1/2 Fem. Solder	511-53-01	24 / 144
Straight	Plated	1/2 FIP x 1/2 FIP	511-53-53	24 / 144
Straight	Plated	3/4 FIP x 3/4 FIP	511-54-54	12 / 72
Straight	Rough Brass	1/2 FIP x 1/2 MIP or 1/2 Fem. Solder	521-53-01	24 / 144
Straight	Rough Brass	1/2 FIP x 1/2 Fem. Solder	521-53-13	24 / 144
Straight	Rough Brass	1/2 FIP x 1/2 FIP	521-53-53	24 / 144
Straight	Rough Brass	3/4 FIP x 3/4 FIP	521-54-54	12 / 72
Angle	Plated	1/2 FIP x 1/2 MIP or 1/2 Fem. Solder	611-53-01	24 / 144
Angle	Plated	1/2 FIP x 1/2 FIP	611-53-53	24 / 144



IRON - NPT MALE

PATTERN	FINISH	DESCRIPTION	PART NUMBER	BOX/MSTR
Angle	Rough Brass	1/2 MIP or 1/2 Fem. Solder x 1/2 PEX-AL-PEX Comp	621-01-K3	18 / 108



QUICK-GRIP™ (COPPER, PEX, CPVC)

PATTERN	FINISH	DESCRIPTION	PART NUMBER	BOX/MSTR
Straight	Rough Brass	1/2 QUICK-GRIP x 1/2 QUICK-GRIP w/Drain	521LB-QG3-QG3D	12 / 72
Straight	Rough Brass	1/2 QUICK-GRIP x 1/2 QUICK-GRIP	521LB-QG3-QG3	12 / 72



CPVC - FEMALE

PATTERN	FINISH	DESCRIPTION	PART NUMBER	BOX/MSTR
Straight	Rough Brass	1/2 Fem. CPVC x 1/2 Fem. CPVC w/Drain	521LB-46-46D	12 / 72
Straight	Rough Brass	1/2 Fem. CPVC x 1/2 Fem. CPVC	521-46-46	24 / 144

The Perfect Balancing Act for All Types of Radiant Floor Systems

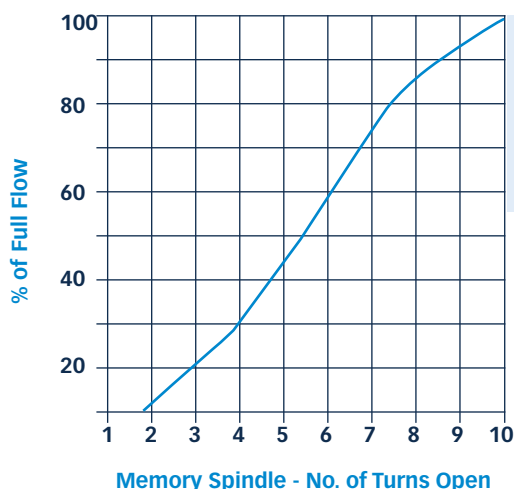
- Compact design
- Separate shut-off & balancing
- Simple to balance by loop length
- Available for copper, iron, PEX, PEX-AL-PEX, and CPVC
- Working pressure: MAX 250 PSI depending on pipe materials
- Working temperature: MAX 250°F depending on pipe materials
- Metering spindle adjusts with 1/8" Allen Key - not included
- Memory spindle adjust average 10% of full flow per turn
- Remove safety cap and set memory spindle according to chart



121BAL-13-PX3
1/2 Fem. Solder x 1/2 PEX Crimp



For balancing of manifolds, open the memory spindle fully for the longest loop and balance the other loops by setting their memory spindles according to their loop lengths relative to the longest loop.



TYPICAL *FLOW CHART
Cv 1/2" = 3.0 (full open)
3/4" = 6.0 (full open)
* Approx. values - Cv Numbers vary with different pipe connections

EXAMPLE: Four loop manifold

- Longest loop 250' set memory spindle 250/250 x 10 = 10 turns open
- Loop #2 = 200' set memory spindle 200/250 x 10 = 8 turns open
- Loop #3 = 125' set memory spindle 125/250 x 10 = 5 turns open
- Loop #4 = 100' set memory spindle 100/250 x 10 = 4 turns open



COPPER - SOLDER FEMALE

PATTERN	FINISH	DESCRIPTION	PART NUMBER	BOX/MSTR
Straight	Rough Brass	1/2 Fem. Solder x 1/2 Cold Expansion	121BAL-13-PRPX3	12 / 72
Straight	Rough Brass	1/2 Fem. Solder x 1/2 PEX Crimp	121BAL-13-PX3	12 / 72
Straight	Rough Brass	3/4 Fem. Solder x 3/4 Fem. Solder	121BAL-14-14	6 / 36
Straight	Rough Brass	3/4 Fem. Solder x 3/4 (7/8 OD) PEX Comp	121BAL-14-CPX5	6 / 36
Straight	Rough Brass	3/4 Fem. Solder x 3/4 Cold Expansion	121BAL-14-PRPX5	6 / 36
Straight	Rough Brass	3/4 Fem. Solder x 3/4 PEX Crimp	121BAL-14-PX5	6 / 36



PEX - CRIMP

PATTERN	FINISH	DESCRIPTION	PART NUMBER	BOX/MSTR
Straight	Rough Brass	1/2 PEX Crimp x 1/2 PEX Crimp	121BAL-PX3-PX3	12 / 72

PEX - COLD EXPANSION (F1960)

PATTERN	FINISH	DESCRIPTION	PART NUMBER	BOX/MSTR
Straight	Rough Brass	1/2 Cold Expansion x 1/2 Cold Expansion	121BAL-PRPX3-PRPX3	12 / 72



IRON - NPT FEMALE

PATTERN	FINISH	DESCRIPTION	PART NUMBER	BOX/MSTR
Straight	Plated	1/8 FIP x 1/8 MIP	511-50-60	24 / 144
Straight	Plated	1/4 FIP X 1/4 MIP	511-51-61	24 / 144
Straight	Rough Brass	1/8 FIP x 1/8 FIP	521-50-50	24 / 144
Straight	Rough Brass	1/8 FIP x 1/8 MIP	521-50-60	24 / 144
Straight	Rough Brass	1/4 FIP x 1/4 FIP	521-51-51	24 / 144
Straight	Rough Brass	1/4 FIP x 1/4 MIP	521-51-61	24 / 144
Straight	Rough Brass	3/8 FIP x 3/8 FIP	521-52-52	24 / 144
Straight	Rough Brass	3/8 FIP x 3/8 MIP	521-52-62	24 / 144



IRON - NPT MALE

PATTERN	FINISH	DESCRIPTION	PART NUMBER	BOX/MSTR
Straight	Rough Brass	1/4 MIP x 1/4 MIP	521-61-61	24 / 144
Angle	Plated	1/4 MIP x 1/4 MIP	611-61-61	24 / 144

SUPPLY STOPS



PATTERN	FINISH	DESCRIPTION	PART NUMBER	BOX/MSTR
Straight	Plated	1/2 Fem. Press x 3/8 OD Comp	511-FP3-31	24 / 144
Straight	Plated	1/2 Fem. Press x 3/8 OD Comp x Water Hammer Arrestor	511-FP3-31-WHA	12 / 72
Straight	Rough Brass	1/2 Fem. Press x 1/4 OD Comp	521-FP3-30	24 / 144
Angle	Plated	1/2 Fem. Press x 3/8 OD Comp	611-FP3-31	24 / 144
Angle	Plated	1/2 Fem. Press x 3/8 OD Comp x Water Hammer Arrestor	611-FP3-31-WHA	12 / 72
Angle	Plated	1/2 Fem. Press x 3/8 OD Comp, Loose Key/Screwdriver Operation	616SS-FP3-31	24 / 144
Angle	Plated	1/2 Fem. Press x 3/8 OD Comp x Water Hammer Arrestor, Loose Key/Screwdriver Operation	616SS-FP3-31-WHA	12 / 72
Angle	Rough Brass	1/2 Fem. Press x 1/4 OD Comp	621-FP3-30	24 / 144
Straight	Plated	1/2 Male Press x 1/4 OD Comp	511-MP3-30	24 / 144
Straight	Plated	1/2 Male Press x 3/8 OD Comp	511-MP3-31	24 / 144
Straight	Rough Brass	1/2 Male Press x 1/4 OD Comp	521-MP3-30	24 / 144
Straight	Rough Brass	1/2 Male Press x 3/8 OD Comp	521-MP3-31	24 / 144
Angle	Plated	1/2 Male Press x 1/4 OD Comp	611-MP3-30	24 / 144
Angle	Plated	1/2 Male Press x 3/8 OD Comp	611-MP3-31	24 / 144
Angle	Rough Brass	1/2 Male Press x 1/4 OD Comp	621-MP3-30	24 / 144
Angle	Rough Brass	1/2 Male Press x 3/8 OD Comp	621-MP3-31	24 / 144



IN-LINE STOPS & ISOLATION



PATTERN	FINISH	DESCRIPTION	PART NUMBER	BOX/MSTR
Straight	Rough Brass	3/4 Fem. Solder x 3/4 Male Press	521-14-MP5	12 / 72
Straight	Rough Brass	1/2 Cold Expansion x 1/2 Fem. Press	521-PRPX3-FP3	24 / 144
Straight	Rough Brass	1/2 Fem. Press x 1/2 Fem. Press	521-FP3-FP3	24 / 144
Straight	Rough Brass	1/2 Fem. Press x 1/2 QUICK-GRIP	521-FP3-QG3	12 / 72
Straight	Rough Brass	1/2 PEX Crimp x 1/2 Fem. Press	521-PX3-FP3	24 / 144
Straight	Rough Brass	1/2 Male Press x 1/2 Cold Expansion	521-MP3-PRPX3	24 / 144
Straight	Rough Brass	1/2 Male Press x 1/2 PEX Crimp	521-MP3-PX3	24 / 144
Straight	Rough Brass	1/2 Male Press x 1/2 Male Press	521-MP5-MP5	12 / 72
Straight	Rough Brass	3/4 Male Press x 3/4 Cold Expansion	521-MP5-PRPX5	24 / 144
Straight	Rough Brass	3/4 Male Press x 3/4 PEX Crimp	521-MP5-PX5	24 / 144



IN-LINE STOPS WITH DRAIN



PATTERN	FINISH	DESCRIPTION	PART NUMBER	BOX/MSTR
Straight	Rough Brass	1/2 Cold Expansion x 1/2 Fem. Press w/Drain	521-PRPX3-FP3D	24 / 144
Straight	Rough Brass	1/2 Fem. Press x 1/2 Fem. Press w/Drain	521-FP3-FP3D	24 / 144
Straight	Rough Brass	1/2 PEX Crimp x 1/2 Fem. Press w/Drain	521-PX3-FP3D	24 / 144

HOSE & BOILER DRAIN



PATTERN	FINISH	DESCRIPTION	PART NUMBER	BOX/MSTR
Angle	Rough Brass	1/2 Fem. Press x Male Hose	621-FP3-04	24 / 144
Straight	Rough Brass	1/2 Male Press x Male Hose	521-MP3-04	24 / 144
Straight	Rough Brass	3/4 Male Press x Male Hose	521LB-MP5-04	12 / 72
Angle	Rough Brass	1/2 Male Press x Male Hose	621-MP3-04	24 / 144
Angle	Rough Brass	3/4 Male Press x Male Hose	621-MP5-04	24 / 144



Water Hammer Arrester Products - The Simple Way to Silence Water Hammer

DID YOU KNOW?

Water hammer may result in:

- Noisy pipe banging and rattling
- Fitting failures
- Accelerated wear on connectors
- Burst connectors
- Premature failure of washing machine hoses, one of the primary causes of floods in homes
- Appliance solenoid failures - these costly repairs may not be covered by the appliance manufacturer's warranty



Problem: Water Hammer



While water hammer is often associated with banging, rattling, and thumping, water hammer doesn't always make these noises. Water hammer happens when the flow of water in a pipe is suddenly stopped by a quick closing valve.

Quick closing valves cause a pressure spike and reverberation inside the pipe until the spike dissipates. While metallic pipes are more likely to make an audible noise, water hammer also occurs in PEX and other plastic pipe systems. Usually, an air pocket in the system will absorb the pressure spike, but if no pocket of air is present, fixtures and appliances in the plumbing system may be damaged by the pressure spikes.

Air chambers of capped stand-pipes are typically incorporated into plumbing systems to provide the air pocket necessary to prevent water hammer. However, in these devices, there is nothing separating the air and water. This allows air to permeate into the water within weeks, resulting in waterlogged and completely ineffective water hammer protection.

Constant solenoid on/off cycles during each load can cause:

- Pressure spikes resulting in water hammer: rattling, noisy pipes
- Extensive damage including solenoid failure, water line bursts, and other system failures

Quick closing valves are found in:


- Washing machines
- Dishwashers
- Icemakers
- Single lever faucets
- Touchless automatic faucets
- Toilets

Traditional air chamber method

Uses a section of pipe to trap air for shock absorption, offering limited and inconsistent water hammer control. Notice the difference in water level of the static water pressure on the left, in comparison to after the shut-off.



dahl 1/4 Turn Retrofit Supply Stop With Integral Water Hammer Arrester



#511-41-31-WHA
 3/8 OD Fem. Comp x 3/8 OD Comp
 x Water Hammer Arrester

- Long-life, no waterlogging
- Installs at any angle

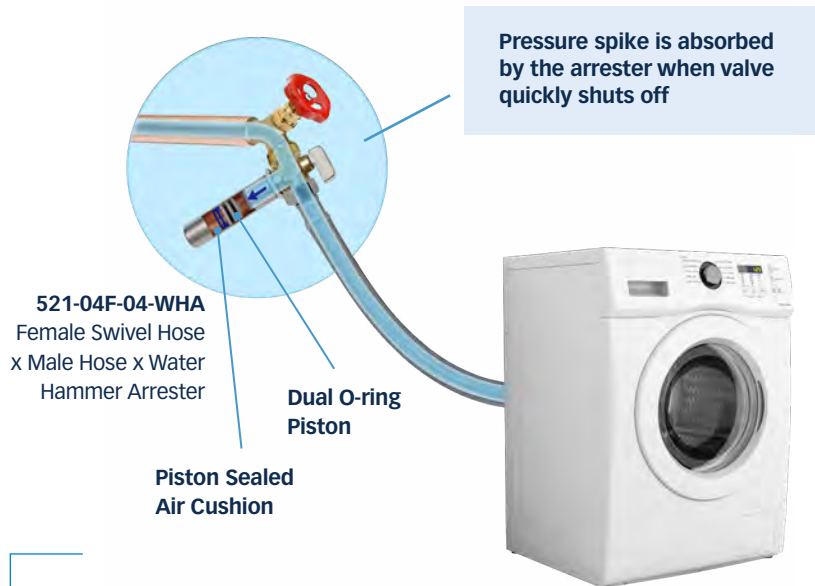
Water Hammer Arresters differ from air chambers in that they permanently separate air from the water. When a dahl water hammer arrester product is used, the pressure spike pushes a double O-ring sealed piston against a pressurized cushion of air, absorbing the pressure spike and preventing water hammer.

dahl offers more water hammer arresters integrated with valves than any other manufacturer. This benefits installers by allowing a compact, professional installation that takes less installation time.

Solution: Prevent it!

dahl Water Hammer Arresters are available in the "AA" size which are recommended for point of use residential applications. For best results, they should be installed as close as possible to the end point device, less than 2m (6 ft.). The O-ring sealed piston allows for installation at any angle, without loss of the pressurized air. These arresters have been tested to 500,000 cycles without failure, and are guaranteed to control water hammer for the lifetime of the water system.

dahl Water Hammer Arresters are certified to the ANSI/ASSE 1010 standard by the American Society of Sanitary Engineering and are recommended by both the Uniform Plumbing Code (UPC) and International Plumbing Code (IPC). Many local building codes now require the use of engineered water hammer arresters to protect plumbing systems and extend the life of appliances.



Constant solenoid on/off cycles still occur during each load, but:

- Piston compresses air, cushioning water on quick shut-off
- Pipes are quiet, no water hammer
- No potential solenoid and water line failures

dahl Water Hammer Arrester products include: Supply Stops, Dual Shut-off-Valves, In-Line Stops and Isolation, Outlet Box Valves, Supply Kits, Tee & Valve Kits, and even Retrofit models that simply piggy-back in between existing valves/fittings and riser/hoses.



COPPER - COMPRESSION

PATTERN	FINISH	DESCRIPTION	PART NUMBER	BOX/MSTR
Angle	Plated	5/8 OD Comp (1/2 Nom. Pipe) x Male Hose x Water Hammer Arrester	611-33-04-WHA	12 / 72
Angle	Plated	5/8 OD Comp (1/2 Nom. Pipe) x 1/2 MIP or 1/2 Fem. Solder x Water Hammer Arrester	611-33-01-WHA	12 / 72
Straight	Plated	5/8 OD Comp (1/2 Nom. Pipe) x 3/8 OD Comp x Water Hammer Arrester	511-33-31-WHA	12 / 72
Angle	Plated	5/8 OD Comp (1/2 Nom. Pipe) x 3/8 OD Comp, w/Water Hammer Arrester	611-33-31-WHA	12 / 72
Angle	Plated	5/8 OD Comp (1/2 Nom. Pipe) x 3/8 OD Comp x Water Hammer Arrester, Loose Key w/ Screwdriver Slot	616SS-33-31-WHA	12 / 72



COPPER - SOLDER FEMALE

PATTERN	FINISH	DESCRIPTION	PART NUMBER	BOX/MSTR
Straight	Plated	1/2 Fem. Solder x 3/8 OD Comp x Water Hammer Arrester	511-13-31-WHA	12 / 72
Angle	Plated	1/2 Fem. Solder x 3/8 OD Comp x Water Hammer Arrester	611-13-31-WHA	12 / 72
Angle	Plated	1/2 Fem. Solder x 3/8 OD Comp x Water Hammer Arrester, Loose Key w/Screwdriver Slot	616SS-13-31-WHA	12 / 72



PEX - CRIMP

PATTERN	FINISH	DESCRIPTION	PART NUMBER	BOX/MSTR
Straight	Plated	1/2 PEX Crimp x 3/8 OD Comp x Water Hammer Arrester	511-PX3-31-WHA	12 / 72
Angle	Plated	1/2 PEX Crimp x 1/4 OD Comp x Water Hammer Arrester	611-PX3-30-WHA	12 / 72
Angle	Plated	1/2 PEX Crimp x 3/8 OD Comp x Water Hammer Arrester	611-PX3-31-WHA	12 / 72



PEX - COLD EXPANSION (F1960)

PATTERN	FINISH	DESCRIPTION	PART NUMBER	BOX/MSTR
Straight	Plated	1/2 Cold Expansion x 3/8 OD Comp x Water Hammer Arrester	511-PRPX3-31-WHA	12 / 72
Angle	Plated	1/2 Cold Expansion x 3/8 OD Comp x Water Hammer Arrester	611-PRPX3-31-WHA	12 / 72



IRON - NPT FEMALE

PATTERN	FINISH	DESCRIPTION	PART NUMBER	BOX/MSTR
Straight	Plated	3/8 FIP x 3/8 OD Comp x Water Hammer Arrester	511-52-31-WHA	12 / 72
Angle	Plated	3/8 FIP x 3/8 OD Comp x Water Hammer Arrester	611-52-31-WHA	12 / 72
Angle	Plated	1/2 FIP x 3/8 OD Comp x Water Hammer Arrester	611-53-31-WHA	12 / 72



IRON - NPT MALE

PATTERN	FINISH	DESCRIPTION	PART NUMBER	BOX/MSTR
Angle	Plated	1/2 MIP or 1/2 Fem. Solder x Male Hose x Water Hammer Arrester	611-01-04-WHA	12 / 72



HOSE

PATTERN	FINISH	DESCRIPTION	PART NUMBER	BOX/MSTR
Straight	Rough Brass	Fem. Swivel Hose x Male Hose x Water Hammer Arrester	521-04F-04-WHA	12 / 72
Angle	Plated	Fem. Swivel Hose x Male Hose x Water Hammer Arrester	611-04F-04-WHA	12 / 72
Angle	Rough Brass	Fem. Swivel Hose x Male Hose x Water Hammer Arrester	621-04F-04-WHA	12 / 72



QUICK-GRIP™ (COPPER, PEX, CPVC)

PATTERN	FINISH	DESCRIPTION	PART NUMBER	BOX/MSTR
Straight	Plated	1/2 QUICK-GRIP x 3/8 OD Comp x Water Hammer Arrester	511-QG3-31-WHA	8 / 48
Angle	Plated	1/2 QUICK-GRIP x 1/4 OD Comp x Water Hammer Arrester	611-QG3-30-WHA	8 / 48
Angle	Plated	1/2 QUICK-GRIP x 3/8 OD Comp x Water Hammer Arrester	611-QG3-31-WHA	8 / 48



CPVC - FEMALE

PATTERN	FINISH	DESCRIPTION	PART NUMBER	BOX/MSTR
Straight	Plated	1/2 Fem. CPVC x 3/8 OD Comp x Water Hammer Arrester	511-46-31-WHA	12 / 72
Angle	Plated	1/2 Fem. CPVC x 3/8 OD Comp x Water Hammer Arrester	611-46-31-WHA	12 / 72



RETROFIT

PATTERN	FINISH	DESCRIPTION	PART NUMBER	BOX/MSTR
Straight	Plated	3/8 OD Fem. Comp x 1/4 OD Comp x Water Hammer Arrester	511-41-30-WHA	12 / 72
Straight	Plated	3/8 OD Fem. Comp x 3/8 OD Comp x Water Hammer Arrester	511-41-31-WHA	12 / 72
Angle	Plated	3/8 OD Fem. Comp x 3/8 OD Comp x Water Hammer Arrester	611-41-31-WHA	12 / 72







DUAL SHUT OFF VALVES

PATTERN	FINISH	DESCRIPTION	PART NUMBER	BOX/MSTR
2 Straight	Plated	5/8 OD Comp (1/2 Nom. Pipe) x 3/8 OD Comp x 3/8 OD Comp x Water Hammer Arrester	E33-5001-WHA	6 / 36
2 Straight	Plated	1/2 PEX Crimp x 3/8 OD Comp x 3/8 OD Comp x Water Hammer Arrester	EPX3-5001-WHA	6 / 36




OPERATION

Choose a variety of methods for operating the valve, from different colors of handles to Loose Key with Screwdriver Slot. Available on all **mini-ball™** Valves.

	DESCRIPTION	MODIFY PART NUMBER	PART NUMBER EXAMPLE
	Red Handle	3rd Digit of Valve # - 4	624-08-04
	Blue Handle	3rd Digit of Valve # - 5	625-08-04
	Loose Key with Screwdriver Slot and Lockshield Key sold separately	Replace 3rd Digit of Valve # with "6SS"	616SS-33-31
	Loose/Lockshield Key		9941


TAG HOLE IN HANDLE

The 3/16" tag hole enables labeling of the valves in a basement or mechanical room, making it simple for future identification without having to trace lines or reference original mechanical blueprints.

	DESCRIPTION	MODIFY PART NUMBER	PART NUMBER EXAMPLE
	Drilled Handle (3/16" hole drilled in handle for tags)	Add "DH"	521DH-PX3-PX3
			
			


DRAIN FEATURE

Create a stop & drain valve. Available on both straight and angle pattern models. Add "D" to the Outlet in the part number as shown below:

	DESCRIPTION	MODIFY PART NUMBER	PART NUMBER EXAMPLE
	Drain Provision	Add to Part # - D	521-13-13D

POLYBAG PACKAGING

Any valve can be ordered in a polybag with the dahl part number and UPC code printed on the bag. Installation instructions are also included on every bag.



DESCRIPTION	MODIFY PART NUMBER	PART NUMBER EXAMPLE
Plastic Bagging with UPC bar code	Add to Part # - BAG	611-33-31- <u>BAG</u>

CAP & CHAIN

Valves with hose outlet can be ordered with a Cap & Chain attached to the handle.



DESCRIPTION	MODIFY PART NUMBER	PART NUMBER EXAMPLE
Cap & Chain	Add DH beside operation type and CC beside hose connection in the part number	621 <u>DH</u> -01-04 <u>CC</u>

VALVES WITHOUT COMPRESSION NUTS

Any valve with a compression outlet for copper pipe can be ordered without the compression nut & sleeve (ferrule).



END #	DESCRIPTION	MODIFIED END #	PART NUMBER EXAMPLE
30	1/4 OD Comp	30LNS	611-PX3-30 <u>LNS</u>
31	3/8 OD Comp	31LNS	511-33-31 <u>LNS</u>
32	1/2 OD Comp	32LNS	611-33-32 <u>LNS</u>
33	5/8 OD Comp (1/2 Nom. Pipe)	33LNS	511-13-33 <u>LNS</u>

SHANK NUTS



DESCRIPTION	MODIFY PART NUMBER	PART NUMBER EXAMPLE
Shank Nut for Outlet Box Valves	Add "NUT"	621-08-04-PK2- <u>NUT</u>

Full Port Ball Valves



Strength in Every Detail,
Engineered for Reliability.



- **Lead-Free Brass Construction:**
Dezincification-resistant, lead-free, and sustainable for long-term reliability and safety.
- **Premium Ball Finish:**
Ensures superior abrasion and corrosion resistance, extending valve life.
- **Optional Drain Port Version:**
Allows easy system draining and winterization.
- **CSA Certified to NSF 61 & 372:**
Meets all North American plumbing standards for compliance and peace of mind.

Crafted from **lead-free brass***, dahl's Full Port Ball Valves deliver efficient and durable plumbing solutions with high strength, exceptional wear resistance, and superior corrosion protection.

Expert machining ensures smooth operation and long service life, while the engineered ball features a **premium finish** for added abrasion and corrosion resistance. Backed by a **lifetime warranty**, dahl's Full Port Ball Valves offer reliability and sustainability you can trust.

*CW724R lead-free brass alloy

Application

- Water Supply Systems
- Hydronic Heating Systems
- Plumbing Fixtures
- Irrigation Systems
- Potable Water Systems

For Water Applications Only



COPPER - COMPRESSION

PATTERN	FINISH	DESCRIPTION	PART NUMBER	BOX/MSTR
Straight	Rough Brass	1/2 Comp x 1/2 Comp	500-050-SH-CC	10 / 100
Straight	Rough Brass	1/2 Comp x 1/2 Comp w/Drain	500-050-SH-CC-D	10 / 100



COPPER - PRESS FEMALE

PATTERN	FINISH	DESCRIPTION	PART NUMBER	BOX/MSTR
Straight	Rough Brass	1/2 Fem. Press x 1/2 Fem. Press	500-050-SH-PP	10 / 100
Straight	Rough Brass	1/2 Fem. Press x 1/2 Fem. Press w/Drain	500-050-SH-PP-D	10 / 100



COPPER - SOLDER FEMALE

PATTERN	FINISH	DESCRIPTION	PART NUMBER	BOX/MSTR
Straight	Rough Brass	1/2 Fem. Solder x 1/2 Fem. Solder	500-050-SH-SS	10 / 100
Straight	Rough Brass	1/2 Fem. Solder x 1/2 Fem. Solder w/Drain	500-050-SH-SS-D	10 / 100



IRON - NPT FEMALE

PATTERN	FINISH	DESCRIPTION	PART NUMBER	BOX/MSTR
Straight	Rough Brass	1/2 FIP x 1/2 FIP	500-050-SH-FF	10 / 100
Straight	Rough Brass	1/2 FIP x 1/2 FIP w/Drain	500-050-SH-FF-D	10 / 100



PEX - COLD EXPANSION (F1960)

PATTERN	FINISH	DESCRIPTION	PART NUMBER	BOX/MSTR
Straight	Rough Brass	1/2 Cold Expansion x 1/2 Cold Expansion	500-050-SH-AA	10 / 100
Straight	Rough Brass	1/2 Cold Expansion x 1/2 Cold Expansion w/Drain	500-050-SH-AA-D	10 / 100



PEX - CRIMP

PATTERN	FINISH	DESCRIPTION	PART NUMBER	BOX/MSTR
Straight	Rough Brass	1/2 PEX Crimp x 1/2 PEX Crimp	500-050-SH-BB	10 / 100
Straight	Rough Brass	1/2 PEX Crimp x 1/2 PEX Crimp w/Drain	500-050-SH-BB-D	10 / 100

Globe Stops



dahl's unique spring-loaded self-adjusting packing system eliminates the need for any packing nut adjustments.



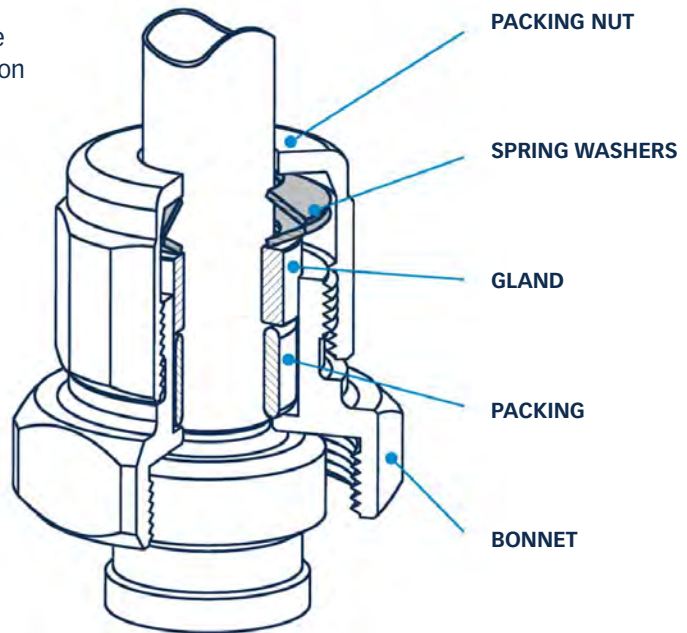
THE SELF-ADJUSTING DESIGN THAT SAVES YOU TIME

Since their introduction in 1963, dahl's 2300 series valves have been recognized for their exceptional serviceability—a standard we continue to promote today.

dahl's **UNIQUE SPRING-LOADED SELF-ADJUSTING PACKING SYSTEM**

- No need to disassemble before soldering - leave in open position
- DO NOT adjust packing nut
- Available with Lockshield

**GLOBE VALVE
PACKING SYSTEM
CUTAWAY VIEW**



COMPRESSION STOPS

PATTERN	FINISH	DESCRIPTION	PART NUMBER	BOX/MSTR
Straight	Rough Brass	E2311 1/2C x 1/2C	E2311-44	12 / 72
Straight	Rough Brass	E2312 1/2C x 1/2C, w/Waste	E2312-44	12 / 72
Angle	Rough Brass	E2313 1/2C x 1/2C	E2313-44	12 / 72



ELIMINATES THE NEED FOR ACCESS BOXES



#E2310-442008



#9951 KEY



#E2330-442008



#E9992

- No need to flush cut the tube. The extra deep stainless steel partition plate covers the protruding portion.
- No tube removal and no marking of the finished wall when cutting tube!

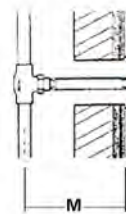
See Repair Parts and Accessories for Keys and Plates.

Isolate water supply to each unit in a multi-residential building. A discreet alternative to bulky access boxes, compact wall plates make installations more flexible in tight locations, and more subtle in exposed locations. The stainless steel Partition Stop Plate offers a sleek finishing option that can even be painted.

MINIMUM ROUGHING-IN DIMENSIONS

VALVE SIZE	MIN "M"
1/2"	2-7/8"
3/4"	3 1/8"

Same for angle and straight patterns



#9921 PARTITION PLATE
sold separately

Allow minimum 3" between hot and cold as partition plate has a diameter of 2-1/2"

In-Wall Shutoff for Multi-Residential & Light Commercial Applications



PARTITION STOPS

PATTERN	FINISH	DESCRIPTION	PART NUMBER	BOX/MSTR
Straight	Rough Brass	E2310-K 1/2C x 1/2C Less Plate	E2310-442008	12 / 72
Straight	Rough Brass	E2310-K 3/4C x 3/4C Less Plate	E2310-662008	6 / 36
Angle	Rough Brass	E2330-K 1/2C x 1/2C Less Plate	E2330-442008	12 / 72
Angle	Rough Brass	E2330-K 3/4C x 3/4C Less Plate	E2330-662008	6 / 36



SEDIMENT FAUCETS

PATTERN	FINISH	DESCRIPTION	PART NUMBER	BOX/MSTR
Angle	Rough Brass	E2316 1/2 Dual (C or M) x Male Hose	E2316-40	12 / 72
Angle	Rough Brass	E2316 3/4M x Male Hose	E2316-61	12 / 72



WATER METER VALVES

PATTERN	FINISH	DESCRIPTION	PART NUMBER	BOX/MSTR
Angle	Rough Brass	E2307 3/4C x 1/2F	E2307-6142	6 / 36
Angle	Rough Brass	3/4 Fem. Solder x 3/4 FIP	E2307-6162	6 / 36

Radiator Valves



dahl globe-style radiator valves for forced water heating and cooling systems feature our unique self-adjusting packing system so you don't have to return to the job site.



As with all dahl valves, our radiator valves are backed by our lifetime warranty for total peace of mind.

REGULAR PATTERN

- For forced water heating and cooling systems
- 200 PSI / 250°F



11020 SERIES F X UNION

PATTERN	FINISH	DESCRIPTION	PART NUMBER	BOX/MSTR
Angle	Rough Brass	11021 1/2 F x 1/2 Dual Union	11021-4112	12 / 72
Angle	Rough Brass	11021 3/4 F x 3/4M Union	11021-6113	6 / 36
Straight	Rough Brass	11022 1/2 F x 1/2 Dual Union	11022-4112	12 / 72
Straight	Rough Brass	11022 3/4 F x 3/4M Union	11022-6113	6 / 36

HEAVY PATTERN

- For low pressure steam, forced water, and heating and cooling systems
- 250 PSI / 250°F
- 150 WSP
- High-temp disc standard on all models



11040 SERIES F X UNION

PATTERN	FINISH	DESCRIPTION	PART NUMBER	BOX/MSTR
Angle	Rough Brass	11041 3/4 F x 3/4M Union	11041-6113	5 / 30
Straight	Rough Brass	11042 3/4 F x 3/4M Union	11042-6113	4 / 24



12000 SERIES F X F LESS UNION

PATTERN	FINISH	DESCRIPTION	PART NUMBER	BOX/MSTR
Angle	Rough Brass	12003 3/4 F x 3/4 F	12003-6000	6 / 36

Test Valves



The dahl **mini-ball™** Test Valve is a reliable, compact tool for air-testing piping systems.



- Compact and lightweight for easy handling and storage
- Integral shut-off
- 1/4" female NPT outlets to accommodate pressure gauges, compressor quick connects, or snifter valves
- Long inlet connections allow for gauge clearance



IRON - NPT FEMALE

PATTERN	FINISH	DESCRIPTION	PART NUMBER	BOX/MSTR
Straight	Rough Brass	1/4 FIP x 1/2 MIP or 1/2 Fem. Solder Long x 1/4 FIP	521BLD-51-01L-51	10 / 60
Straight	Rough Brass	1/4 FIP x Fem. Swivel Hose Long x 1/4 FIP	521BLD-51-04FL-51	10 / 60

**GAUGES SOLD BY OTHERS*

Kits



dahl plumbing supply kits contain all the proven quality parts you need, helping make your job easier.



Our supply kits and plumbing kits mean no forgotten parts and no problems.

- Standard supply kits contain parts for a typical sink install.
- Skirted toilet kits offer the industry's best solution for upgrading to a skirted toilet without cutting into the wall and moving the existing stub-out.

SUPPLY KITS



COPPER - COMPRESSION

PATTERN	FINISH	DESCRIPTION	HOSE LENGTH	PART NUMBER	BOX/MSTR
Angle	Plated	5/8 OD Comp (1/2 Nom. Pipe) x 3/8 OD Comp Less Nut & Sleeve x 1/2 IPS	16"	E33-2277	- / 25
Angle	Plated	5/8 OD Comp (1/2 Nom. Pipe) x 3/8 OD Comp Less Nut & Sleeve x 1/2 IPS	20"	E33-2278	- / 20
Angle	Plated	5/8 OD Comp (1/2 Nom. Pipe) x 1/2 NPSM	20"	E33-2367	- / 20
Angle	Plated	5/8 OD Comp (1/2 Nom. Pipe) x 3/8 OD Comp Less Nut & Sleeve x 7/8 BC	12"	E33-2276	- / 25



COPPER - SOLDER FEMALE

PATTERN	FINISH	DESCRIPTION	HOSE LENGTH	PART NUMBER	BOX/MSTR
Angle	Plated	1/2 Fem. Solder x 3/8 OD Comp Less Nut & Sleeve x 1/2 IPS	16"	E13-2277	- / 25
Angle	Plated	1/2 Fem. Solder x 3/8 OD Comp Less Nut & Sleeve x 7/8 BC	12"	E13-2276	- / 25



IRON - NPT FEMALE

PATTERN	FINISH	DESCRIPTION	HOSE LENGTH	PART NUMBER	BOX/MSTR
Angle	Plated	1/2 FIP x 3/8 OD Comp Less Nut & Sleeve x 1/2 IPS	20"	E53-2278	- / 20
Angle	Plated	1/2 FIP x 3/8 OD Comp Less Nut & Sleeve x 7/8 BC	12"	E53-2276	- / 25



QUICK-GRIP™ (COPPER, PEX, CPVC)

PATTERN	FINISH	DESCRIPTION	HOSE LENGTH	PART NUMBER	BOX/MSTR
Angle	Plated	1/2 QUICK-GRIP x 3/8 OD Comp Less Nut & Sleeve x 7/8 BC	12"	EQG3-2276	- / 25

OUTLET BOX REPAIR KITS



RETROFIT

PATTERN	FINISH	DESCRIPTION	PART NUMBER	BOX/MSTR
Angle	Rough Brass	5/8 OD Fem. Comp x Male Hose	E2263-04	4 / 24
Angle	Rough Brass	5/8 OD Fem. Comp x 1/4 OD Comp	E2263-30	4 / 24



SKIRTED TOILET KITS



COPPER - COMPRESSION

PATTERN	FINISH	DESCRIPTION	PART NUMBER	BOX/MSTR
Angle	Plated	5/8 OD Comp (1/2 Nom. Pipe) x 3/8 OD Comp	E33-2386-A	10 / 60



PEX - CRIMP

PATTERN	FINISH	DESCRIPTION	PART NUMBER	BOX/MSTR
Angle	Plated	1/2 PEX Crimp x 3/8 OD Comp	EPX3-2386-A	10 / 60



IRON - NPT FEMALE

PATTERN	FINISH	DESCRIPTION	PART NUMBER	BOX/MSTR
Angle	Plated	1/2 FIP x 3/8 OD Comp	E53-2386-A	10 / 60



QUICK-GRIP™ (COPPER, PEX, CPVC)

PATTERN	FINISH	DESCRIPTION	PART NUMBER	BOX/MSTR
Angle	Plated	1/2 QUICK-GRIP x 3/8 OD Comp	EQG3-2386-A	10 / 60

TEE + VALVE KITS



COPPER - COMPRESSION

PATTERN	FINISH	DESCRIPTION	PART NUMBER	BOX/MSTR
Straight	Rough Brass	5/8 OD Comp (1/2 Nom. Pipe) x 5/8 OD Comp (1/2 Nom. Pipe) x 3/8 OD Comp	E33-2212	10 / 60
Straight	Rough Brass	5/8 OD Comp (1/2 Nom. Pipe) x 5/8 OD Comp (1/2 Nom. Pipe) x 1/4 OD Comp	E33-2211	10 / 60



PEX - CRIMP

PATTERN	FINISH	DESCRIPTION	PART NUMBER	BOX/MSTR
Straight	Rough Brass	1/2 PEX Crimp x 1/2 PEX Crimp x 1/4 OD Comp	EPX3-2211	10 / 60



QUICK-GRIP™ (COPPER, PEX, CPVC)

PATTERN	FINISH	DESCRIPTION	PART NUMBER	BOX/MSTR
Straight	Rough Brass	1/2 QUICK-GRIP x 1/2 QUICK-GRIP x 3/8 OD Comp	EQG3-2212	10 / 60
Straight	Rough Brass	1/2 QUICK-GRIP x 1/2 QUICK-GRIP x 1/4 OD Comp	EQG3-2211	10 / 60



RETROFIT

PATTERN	FINISH	DESCRIPTION	PART NUMBER	BOX/MSTR
Straight	Plated	3/8 OD Fem. Comp x 3/8 OD Comp x 1/4 OD Comp	E41-2236	10 / 60
Straight	Plated	3/8 OD Fem. Comp x 3/8 OD Comp x 3/8 OD Comp	E41-2363	10 / 60

Fittings



dahl offers a large variety of adapters, elbows or tees and thousands of custom possibilities, too.



- A huge variety of Adapters, Elbows, or Tees
- Models available for heating, cooling, and end-of-line plumbing applications



COPPER - SOLDER FEMALE

PATTERN	FINISH	DESCRIPTION	PART NUMBER	BOX/MSTR
Straight	Rough Brass	1/2 Fem. Solder x 1/2 (5/8 OD) PEX Comp	520-13-CPX3	12 / 72



PEX - CRIMP

PATTERN	FINISH	DESCRIPTION	PART NUMBER	BOX/MSTR
Straight	Plated	1/2 PEX Crimp x 3/8 OD Comp	510-PX3-31	24 / 144
Straight	Plated	1/2 PEX Crimp x 5/8 OD Fem. Comp	510-PX3-43	24 / 144
Straight	Rough Brass	1/2 PEX Crimp x 1/4 OD Comp	520-PX3-30	24 / 144
Straight	Rough Brass	1/2 PEX Crimp x 3/8 OD Comp	520-PX3-31	24 / 144
Straight	Rough Brass	1/2 PEX Crimp x 3/8 OD Comp, Pkg of 2	520-PX3-31-PK2	12 / 72
Straight	Rough Brass	1/2 PEX Crimp x 5/8 OD Comp (1/2 Nom. Pipe)	520-PX3-33	24 / 144



PEX - COLD EXPANSION (F1960)

PATTERN	FINISH	DESCRIPTION	PART NUMBER	BOX/MSTR
Straight	Plated	1/2 Cold Expansion x 5/8 OD Fem. Comp	510-PRPX3-43	24 / 144
Straight	Rough Brass	1/2 Cold Expansion x 1/4 OD Comp	520-PRPX3-30	24 / 144



PEX-AL-PEX - COMPRESSION

PATTERN	FINISH	DESCRIPTION	PART NUMBER	BOX/MSTR
Straight	Rough Brass	1/2 PEX-AL-PEX Comp x 1/2 MIP or 1/2 Fem. Solder	520-K3-01	12 / 72
Straight	Rough Brass	1/2 PEX-AL-PEX Comp x 1/2 FIP	520-K3-53	12 / 72
Straight	Rough Brass	1/2 PEX-AL-PEX Comp x 1/2 PEX Crimp	520-K3-PX3	24 / 144



RETROFIT

PATTERN	FINISH	DESCRIPTION	PART NUMBER	BOX/MSTR
Straight	Plated	3/8 OD Fem. Comp x 1/2 MIP or 1/2 Fem. Solder	510-41-01	24 / 144
Straight	Plated	3/8 OD Fem. Comp x 1/2 NPSM	510-41-05	24 / 144
Straight	Plated	3/8 OD Fem. Comp x 1/4 OD Comp	510-41-30	24 / 144
Straight	Plated	3/8 OD Fem. Comp x 3/8 OD Fem. Comp	510-41-41	24 / 144
Straight	Plated	3/8 OD Fem Comp x 3/8 MIP	510-41-62	24 / 144



COPPER - COMPRESSION

PATTERN	FINISH	DESCRIPTION	PART NUMBER	BOX/MSTR
Angle	Rough Brass	3/8 OD Comp x Fem. Swivel Hose	620-31-04F	24 / 144
Angle	Rough Brass	1/4 OD Comp x Fem. Swivel Hose	620-30-04F	24 / 144



PEX - CRIMP

PATTERN	FINISH	DESCRIPTION	PART NUMBER	BOX/MSTR
Angle	Rough Brass	1/2 PEX Crimp x Fem. Swivel Hose	620-PX3-04F	24 / 144
Angle	Plated	1/2 PEX Crimp x 3/8 OD Comp	610-PX3-31	24 / 144
Angle	Rough Brass	1/2 PEX Crimp x 3/8 OD Comp	620-PX3-31	24 / 144
Angle	Rough Brass	1/2 PEX Crimp x 5/8 OD Comp (1/2 Nom. Pipe)	620-PX3-33	24 / 144



PEX - COLD EXPANSION (F1960)

PATTERN	FINISH	DESCRIPTION	PART NUMBER	BOX/MSTR
Angle	Rough Brass	1/2 Cold Expansion x 1/2 MIP or 1/2 Fem. Solder	620-PRPX3-01	24 / 144



IRON - NPT MALE

PATTERN	FINISH	DESCRIPTION	PART NUMBER	BOX/MSTR
Angle	Plated	1/2 MIP or 1/2 Fem. Solder x 3/8 OD Comp	610-01-31	24 / 144
Angle	Rough Brass	1/2 MIP or 1/2 Fem. Solder x 1/2 PEX-AL-PEX Comp	620-01-K3	18 / 108



RETROFIT

PATTERN	FINISH	DESCRIPTION	PART NUMBER	BOX/MSTR
Angle	Plated	3/8 OD Fem. Comp x 3/8 OD Comp	610-41-31	24 / 144



DROP EAR

PATTERN	FINISH	DESCRIPTION	PART NUMBER	BOX/MSTR
Angle	Rough Brass	1/2 Cold Expansion x 1/2 FIP	DE-050-A-PK10	- / 15
Angle	Rough Brass	1/2 PEX Crimp x 1/2 FIP	DE-050-B-PK10	- / 15
Angle	Rough Brass	1/2 Fem. Solder x 1/2 FIP	DE-050-S-PK10	- / 15



UNION

PATTERN	FINISH	DESCRIPTION	PART NUMBER	BOX/MSTR
Angle	Rough Brass	18000 1/2 FIP x 1/2 Dual Union Elbow	18000-4112	12 / 72
Angle	Rough Brass	18000 3/4 F x 3/4M Union Elbow	18000-6113	12 / 72



COPPER - COMPRESSION

PATTERN	FINISH	DESCRIPTION	PART NUMBER	BOX/MSTR
Tee	Plated	3/8 OD Comp x 3/8 OD Comp x 3/8 OD Fem. Comp	510-31-31-41	24 / 144



HOSE

PATTERN	FINISH	DESCRIPTION	PART NUMBER	BOX/MSTR
Tee	Rough Brass	Fem. Swivel Hose x Male Hose x Water Hammer Arrester	520-04F-04-WHA	12 / 72



RETROFIT

PATTERN	FINISH	DESCRIPTION	PART NUMBER	BOX/MSTR
Tee	Rough Brass	3/8 OD Fem. Comp x Water Hammer Arrester x 3/8 OD Comp	520-41-WHA-31	12 / 72
Tee	Plated	3/8 OD Fem. Comp x 3/8 OD Comp x Water Hammer Arrester	510-41-31-WHA	12 / 72
Tee	Rough Brass	3/8 OD Fem. Comp x 3/8 OD Comp	520-41-31-30	24 / 144
Tee	Plated	3/8 OD Fem. Comp x 3/8 OD Comp x 1/4 OD Comp	510-41-31-30	24 / 144
Tee	Rough Brass	3/8 OD Fem. Comp x 3/8 OD Comp x 3/8 OD Comp	520-41-31-31	24 / 144
Tee	Plated	3/8 OD Fem. Comp x 3/8 OD Comp x 3/8 OD Comp	510-41-31-31	24 / 144



The Most Flexible Solution for Multiple Hook-Ups

Carry Less Stock with Universal Tee

Use the stops already on your truck to build dual shut-offs on the spot. No need to carry every configuration or make extra trips to the supply house. With just two tee patterns, you can create over 20 dual shut-off setups. Each Universal Tee features a female compression connection with a swivel union nut, making it easy to dial in the perfect riser layout every time.

Fewer parts. More flexibility. Maximum efficiency.



- Eliminates costly multiple dual shut-off inventory
- Simplifies installation
- Works with any manufacturer's 5/8 OD Comp (1/2 Nom. Pipe) Supply Stop
- Add standard stops to Universal Tee to create custom dual shut-off stops configurations



COPPER - COMPRESSION

PATTERN	FINISH	DESCRIPTION	PART NUMBER	BOX/MSTR
Tee	Plated	5/8 OD Comp (1/2 Nom. Pipe) x 5/8 OD Fem. Comp x 5/8 OD Fem. Comp	510-33-43-43	24 / 144
Tee	Plated	5/8 OD Fem. Comp x 5/8 OD Fem. Comp x 5/8 OD Comp (1/2 Nom. Pipe)	510-43-43-33	24 / 144



PEX - CRIMP

PATTERN	FINISH	DESCRIPTION	PART NUMBER	BOX/MSTR
Tee	Plated	1/2 PEX Crimp x 5/8 OD Fem. Comp x 5/8 OD Fem. Comp	510-PX3-43-43	24 / 144



PEX - COLD EXPANSION (F1960)

PATTERN	FINISH	DESCRIPTION	PART NUMBER	BOX/MSTR
Tee	Plated	1/2 Cold Expansion x 5/8 OD Fem. Comp x 5/8 OD Fem. Comp	510-PRPX3-43-43	24 / 144



IRON - NPT FEMALE

PATTERN	FINISH	DESCRIPTION	PART NUMBER	BOX/MSTR
Tee	Plated	5/8 OD Fem. Comp x 5/8 OD Fem. Comp x 1/2 FIP	510-43-43-53	24 / 144
Tee	Plated	1/2 FIP x 5/8 OD Fem. Comp x 5/8 OD Fem. Comp	510-53-43-43	24 / 144



QUICK-GRIP™ (COPPER, PEX, CPVC)

PATTERN	FINISH	DESCRIPTION	PART NUMBER	BOX/MSTR
Tee	Plated	5/8 OD Fem. Comp x 5/8 OD Fem. Comp x 1/2 QUICK-GRIP	510-43-43-QG3	12 / 72
Tee	Plated	1/2 QUICK-GRIP x 3/8 OD Fem. Comp x 3/8 OD Fem. Comp	510-QG3-43-43	12 / 72

Repair Parts & Accessories



dahl makes parts that last. Many dahl cartridges sold today are fully compatible with our globe valves dating to the 1960s.



dahl repair parts and accessories include compression parts, caps and gaskets, keys and handles, plates, side couplings, and more.



CAPS & GASKETS FOR DRAIN VALVES

FINISH	DESCRIPTION	PART NUMBER	BOX/MSTR
Rough Brass	Waste Cap w/O-Ring for Drain Valves	9913	100 / 600
Rough Brass	Drain Screw w/O-Ring for Drain Valves, Pkg of 25	MBDRAINSCREWPK25	24 / -

CAPS & GASKETS FOR HOSE VALVES

FINISH	DESCRIPTION	PART NUMBER	BOX/MSTR
Rough Brass	20023 Cap & Chain for Hose Valves	20023	50 / 300
Rough Brass	2323-B Brass Drip Cap w/Gasket for Hose Valves	2323000	100 / 600

COUPLINGS

PATTERN	FINISH	DESCRIPTION	PART NUMBER	BOX/MSTR
Straight	Copper	17381 1/2 C x 1/2 C Ftg Slide Coupling	17381-0000	24 / 144

GLOBE VALVE PARTS

CARTRIDGES / ASSEMBLIES

11000 / 12000 SERIES (RADIATOR VALVES)

FINISH	DESCRIPTION	PART NUMBER	BOX/MSTR
-	Stem Assy w/Lockshield for 11020-LS Series 1/2"	9989	25 / 150
-	Stem Assy for 11020 Series 3/4" w/Lockshield	9995	25 / 150
Rough Brass	Stem Assy for 11020 Series 1/2" w/Handle	9996	18 / 108
Rough Brass	Stem Assy for 11020 Series 3/4" w/Handle	9997	18 / 108
Rough Brass	Stem Assy for 11040 Series 3/4" w/Lockshield	109129	12 / 72
Rough Brass	Stem Assy for 11040 Series 3/4" Straight or 1" Angle	109131	6 / 36
Rough Brass	Stem Assy for 11040 Series 1/2" w/Handle	109132	6 / 36

2300 SERIES (STOPS AND WATER METER)

FINISH	DESCRIPTION	PART NUMBER	BOX/MSTR
-	Tube & Gland Assy For 1/2" & 3/4" Partition Stops	9923	25 / 150
-	New Style Tube for Partition Stop	9926	25 / 150
Rough Brass	Stem Assy w/Lockshield for 1/2" 2300 Series	E9988	25 / 150
Rough Brass	Assy w/Handle for 1/2" Stops & Water Meter	E9990	24 / 144
Rough Brass	Assy w/Handle for 3/4" Stops & Water Meter	E9991	18 / 108
Rough Brass	Assy L/Plate For 1/2" Partition Stop	E9992	25 / 150
Rough Brass	Assy L/Plate For 3/4" Partition Stop	E9994	18 / 108



NUTS, TAILPIECE, UNIONS

FINISH	DESCRIPTION	PART NUMBER	BOX/MSTR
Rough Brass	1/2 Union Nut	9982	25 / 150
Rough Brass	3/4 Union Nut	9986	25 / 150
Rough Brass	1/2 Dual Tailpiece	9981	25 / 150
Rough Brass	1/2 Dual Union	9972	25 / 150
Rough Brass	3/4 Male Union	9973	25 / 150

KEYS & HANDLES

FINISH	DESCRIPTION	PART NUMBER	BOX/MSTR
-	Red Metal Handle & Screw	9932	25 / 150
-	Red Plastic Handle & Screw	9933	50 / 300
-	Black Plastic Handle & Screw	9934	25 / 150
-	Lockshield Key Loose Key	9941	100 / 600
Rough Brass	6" Partition Stop Key (Standard)	9951	25 / 150
Rough Brass	9" Partition Stop Key	109130	-
Steel	Tailpiece Wrench	9960	50 / 300

NUTS, SLEEVES, PLUGS

FINISH	DESCRIPTION	PART NUMBER	BOX/MSTR
Rough Brass	Comp Plug for 3/8 OD Comp Connections	EPLUG38PK25	25 / 150
Rough Brass	3/8 OD Compression Nut, Pkg of 25	NUT38BRPK25	6 / 36
Rough Brass	3/8 OD Compression Sleeve, Pkg of 25	SLV38PK25	25 / 150

PLATES

FINISH	DESCRIPTION	PART NUMBER	BOX/MSTR
-	Partition Plate - Deep (Diameter = 2.5")	9921	24 / 144
-	Access Plate - Flat (Diameter = 3 3/8")	9922	16 / 96

Strapping



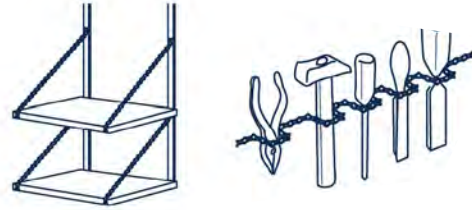
dahl **All Round**™ Strapping is available in steel, galvanized steel, copper, and nylon coated, with load ratings from 60 to 130lbs.



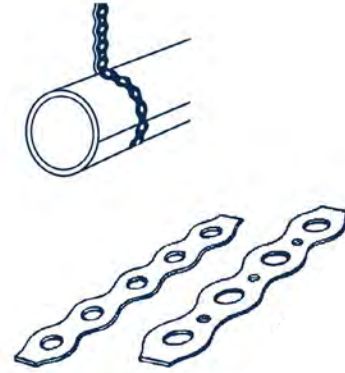
- Our plumbing strapping comes in color-coded dispenser packages for easy identification.
- Wavy, smooth-edged design prevents kinking and ensures uniform strength.
- dahl All Round™ Strapping is available in a variety of load ratings to keep pipes and other important items safe and secure.

1001 USES

- 1/2" straps have 3/16" bolt holes
- 3/4" straps have large holes for 1/4" bolts and small 1/8" holes for screw or nails



HANDY DISPENSER CARTON



1/2" - 22GA | 3/4" - 24GA

GALVANIZED STEEL



DESCRIPTION	LOAD MAX LBS.	PART NUMBER	BOX/MSTR
3/4" x 10' - 24 Gauge	150	9043	- / 40
3/4" x 25' - 24 Gauge	150	9047	- / 20

NYLON COATED (GALVANIZED STEEL)



DESCRIPTION	LOAD MAX LBS.	PART NUMBER	BOX/MSTR
1/2" x 25' - 24 Gauge	110	9080	- / 20
1/2" x 10' - 24 Gauge	110	9090	- / 40

SOLID COPPER




DESCRIPTION	LOAD MAX LBS.	PART NUMBER	BOX/MSTR
1/2" x 25' - 22 Gauge	60	9050	- / 20
1/2" x 10' - 22 Gauge	60	9053	- / 40

STEEL



DESCRIPTION	LOAD MAX LBS.	PART NUMBER	BOX/MSTR
1/2" x 25' - 22 Gauge	110	9010	- / 20
1/2" x 10' - 22 Gauge	110	9015	- / 40
3/4" x 25' - 24 Gauge	130	9020	- / 20
3/4" x 10' - 24 Gauge	130	9021	- / 40


Submittal sheets are available for **mini-ball™** Valves, Globe Stops, Globe Style Radiators, and Balancing Valves



dahl-ECO™ mini-ball™ Valves



STRAIGHT PATTERN



ANGLE PATTERN

WORKING PRESSURE

- Up to 250 PSI/250°F depending on pipe material and end connections

HEAT RESISTANT

- Do not disassemble; solder in open position

CORROSION RESISTANT

- Highly resistant to dezincification and stress corrosion cracking
- Meets requirements of NSF 14 (ISO 6509 and ASTM B858)

LISTINGS, WHERE REQUIRED TO

- CSA
- UPC (IAPMO)
- NSF/ANSI/CAN 61: Q≤0.5
- NSF/ANSI/CAN 372 (Formerly NSF/ANSI 61-G)

Meets CSA and ASME Flow Requirements

APPROXIMATE Cv

(depending on pipe connections)

- 1/2 = 3.0
- 3/4 = 6.0

MATERIALS

- Brass body
- Lead-free compliant alloy
- Plated or coated zinc handle
- PTFE, Fluorocarbon (FKM), and EPDM seals

ADVANTAGES

- Exceeds lead-free* compliance requirements
- Quick 1/4 turn on or off
- No adapters needed - thousands of models available
- Two-stem O-rings for safety
- Low-friction PTFE seals
- Compact design
- Drain/waste models available
- Tamper resistant operation available
- Multiple applications for plumbing and heating
- dahl Quality - each **mini-ball™** valve is tested before leaving our plant

*Lead-free means the weighted average lead content is less than 0.25% on wetted surface areas.

GLOBE STOPS

APPLICATION

- Potable water plumbing systems

WORKING PRESSURES

- 200 PSI/180°F

LISTINGS

- CSA
- Meets full flow requirements

MATERIALS

- Cast brass body, lead-free compliant alloy
- Smooth die cast zinc handle, powder coated
- Spring-loaded self-adjusting EPDM packing system
- EPDM disc



GLOBE RADIATOR & BALANCING VALVES

APPLICATION

- Forced water heating & cooling systems

WORKING PRESSURE - REGULAR PATTERN

- Hot water 200 PSI/250°F

WORKING PRESSURE - HEAVY PATTERN

- 250 PSI/250°F on forced hot water systems (and low pressure steam systems up to 15 PSI)
- Not suitable for one-pipe systems

MATERIALS

- Cast brass body
- Smooth heat resistant plastic handle; molded in colour handle
- Spring-loaded, self-adjusting EPDM packing system
- EPDM disc (Regular Pattern)
- Glass-filled PTFE disc (Heavy Pattern)



REGULAR PATTERN
#11021-4112



HEAVY PATTERN
#11042-6113

ADVANTAGES

Maintenance Free

Spring loaded, self-adjusting packing system

Field Proven

Specified and installed across Canada since the 1960's

dahl Quality

Each valve is tested before leaving our plant

Heat Resistant

Do not disassemble; solder in open position

Lifetime Limited Warranty



dahl is pleased to announce a Lifetime Limited Warranty as of September 1, 2013.

WHAT DOES IT COVER?

mini-ball™ Valve, Full Port Ball Valves, Fitting, and Globe Style Valve products (the “products”) sold after Sept. 1, 2013, shall be free from defect in materials and workmanship, under normal use and service.

WHAT IS dahl’s DEFINITION OF “LIFETIME”?

The warranty period is for the lifetime of the installation commencing on the installation date of the product.

IS IT TRANSFERABLE?

Yes, the product warranty is transferable upon sale of the property.

HOW DOES dahl COMPENSATE ME FOR A WARRANTY CLAIM?

- dahl will replace the product with one of like quality, grade, and function.
- dahl will pay up to \$50 in labor charges for the de-installation or re-installation of a replacement product.
- dahl will pay mailing costs incurred to send a replacement product to the Claimant.

Complete details are available at dahl’s new website:

<http://www.dahlvalve.com/product-warranty-information.php>

ABOUT dahl

Incorporated in 1952, dahl is a family-owned manufacturer of top quality plumbing & heating valves and specialties for the hydronic industry. dahl products are designed, engineered, and manufactured in our manufacturing facility in Mississauga, Ontario, Canada. The dahl commitment to premium quality is reflected in the lifetime warranty of every valve manufactured.

For further details on dahl’s Lifetime Limited Warranty, please visit our website: www.dahlvalve.com



www.dahlvalve.com

Printed 02.2026



1.800.268.5355 **CAN Toll-Free**
1.800.268.2363 **U.S. Toll-Free**
1.800.226.1801 **CAN & U.S. Fax**
sales@dahlvalve.com

dahl Valve Limited
2600 South Sheridan Way
Mississauga, ON
Canada L5J 2M4

